






CABLE MANAGEMENT SYSTEMS UNDERFLOOR TRUNKINGS SYSTEM



www.unitech-ikk.com
www.sfsp-ikk.com
www.ikkgroup.com



UNITECH
For Building and Construction Materials

CABLE MANAGEMENT SYSTEMS
UNDERFLOOR TRUNKINGS SYSTEM

PRODUCED BY




SPECIALIZED FACTORY FOR STEEL PRODUCTS
SIGMA FACTORY FOR STEEL PRODUCTS



Underfloor Trunkings System

Index

About UNITECH	4
Underfloor Trunking	19
Flush Floor Trunking System	22
Screed Floor Trunking System	30
Raised Access Floor System	38
Raised Access Floor System	42
Contact Information	46



**ABOUT
UNITECH**

Unitech Introduction

Unitech is a Saudi based Multinational Company providing building and construction solutions that is empowering the region's construction industry for the past 40+ years. We have been successfully providing solutions through mastering our main business activities: Design, Manufacture and Trade.



Design:

Provide Design & Engineering Solution to the construction sector, complying with international & local standards.



Manufacture:

Operating with Global Standards, we are widely recognized for our advanced light steel solutions and Hot-Dip Galvanization Facility.



Trade:

We are one of the region's largest Importer/Exporter of Building & Construction Materials.

Unitech is an **ISO QMS 9001:2015** certified company and is a member of the US Green Building Council. Our experienced teams and operations are present across the Middle-East North Africa regions (MENA) and Pakistan, giving us an extensive regional network that benefits our clients and partners. We are also present in Europe via our design and engineering office in Stuttgart.

For more information, please visit: www.unitech-ikk.com

Mission & Vision

Mission

We have the conviction to be the leader in building & construction industry through:

- Providing excellence in services with passionate & educated sales force
- Strengthen culture through unified sense of purpose
- Innovative product range which is customer centric
- Reputable and quality service company
- Attracting, engaging and retaining talent

Vision

To be the Customer's First Choice...

Our Strategy

Unitech's strategy continues to focus on accelerating its business throughout the region, to service the construction sector via superior products & solutions, backed up by a group of highly experienced people in the field. Unitech also aims to enhance its geographical presence in its areas of interest and where opportunities exist.

We combine a deep understanding of building and construction materials markets with a successful history of upgrading our products and developing our processes.

We have the qualified employees, the know-how and the products to service major construction projects, medium sized to mega projects taking in care our positive contribution to our societies.

We thrive towards excellence by acknowledging:



Customer Satisfaction



Partner and Supplier Relations



Employee Retention



Positive Influence on Society and Environment

Our Employees

We are a company that prides itself on its 'family' culture and we seek out high-caliber people. We are a company that has, at its core, a team philosophy that is clearly apparent each and every day - there is a real sense of being there for one another.

We believe in nurturing the skills of our team members and providing growing levels of responsibility. Our people bring unique skills, energy, expertise, experience and perspectives to our workforce.

Unitech's family of employees consists of experienced, well-motivated and dedicated team of engineers, technicians, sales executives and management staff. This team is committed to serve our customers, with the best solutions available in the market.

Our Journey

40+ Years of Excellence

Since 1979, having been set to become an independent company under the framework developed by Sheikh Isam Kabbani, Unitech started its journey of success with confidence and enthusiasm, hard work and care to detail and a commitment to become the best within its industry.

Its dedicated people could only imagine what the future could bring to this newly established entity. Unitech's journey of success has been marked with outstanding achievements and superior accomplishments. Year by year, Unitech has been acknowledged as the "First Choice for Building & Construction Material" by major construction consultants in the region, governmental authorities, well-known contracting and project development corporations.

We have obtained invaluable knowledge about the construction industry in general, providing specialized solutions to construction projects throughout MENA region. From a couple of outlets in Saudi Arabia, Unitech today is present all over the Kingdom and in several countries throughout the region providing its products and solution to various locations worldwide.



Est. 1979

THE BEGINNING

Unitech was established in the Western Region of KSA as a Sales Company selling basic construction material.

During the same year, another branch was established in the heart of the kingdoms capital, Riyadh.



1980 to 1989

AGE OF GREAT RISK

Unitech Dammam was open for business in the oil-rich eastern coast of Saudi Arabia.

Within these 10 years the idea of in-house manufacturing facility was born and Specialized Factory for Steel Products (SFSP) was established in Riyadh.



1990 to 1999

AGE OF GROWTH

Branches of Unitech were established in Makkah, Madina, Khamis Mushayt and Jubail.

The need to increase its range of products and the necessity to have production lines for mass production lead to the decision to move the SFSP Factory from Riyadh to Jeddah.

Pioneering Construction Since 1979

We are constantly evolving in order to become more flexible in our operations, more sustainable in our societies, and more innovative in conducting our business.

By delivering superior products tailored to the specific construction needs, ambitious solutions, and an outstanding customer service, we serve today's needs through developing tomorrow's markets.

Helping construction projects experience success is what fueled its days. Unitech is keen to continue offering superior products, a wide spectrum of solutions, governed by our top-notch management style.

Such aspirations require trust in our responsibilities. Our Responsibilities for the future and with this in mind we continue to target excellence with committed efforts.



2000 to 2015

AGE OF CONSTRUCTION BOOM

Qassim, Hofuf and Yanbu Branches were inaugurated in KSA and branches outside KSA were established in UAE, Egypt, Lebanon, Oman, Jordan and Germany in order to facilitate the construction boom in the Middle East.

During this period SFSP state of the art facilities were launched in DIC UAE and Unitech thrived, marking some of the best years in business.



2016 to 2019

AGE OF GREAT CHANGE

This period, marked the age of great change in order to align with the economic shift in the GCC and the world in general.

Company wide right sizing initiatives were taken especially in KSA to align with the kingdom's ambitious vision 2030 and during this period the upgraded SFSP state of the art facilities were launched in JIC 3 KSA.



2020 & Beyond

NEW FRONTIER

This period marks the expansion of Unitech into the South and Central Asian territories. We aim to cater these markets and play an active role in these countries development.

During 2020, Unitech Pakistan was officially inaugurated and marked the entrance of Unitech into Asian Market.

Our Manufacturing Arm SFSP

SFSP is a leading manufacturer and fabricator of light steel construction products in the region, servicing the construction sector through its state of the art facilities which are spread all over the MENA region. Products of SFSP are manufactured from quality raw material according to the relevant international standards to meet all kinds of construction projects requirements, such as MEP, façade, blockwork & waste management systems.

Commitment to Quality

Our commitment to quality is clearly revealed in the way we do our business; our processes, our close interaction with our clients as well as the strict product inspection procedures. To achieve this, we have implemented quality systems & processes that are continually being improved to satisfy our customer's needs.

Product Development

Product development process is substantial to the success of our business. We leverage all resources to provide up-to-date reliable products, environmentally friendly, durable to withstand the toughest weather conditions. Our engineers are constantly testing the products, seeking to present a combination of performance and quality across all our product ranges.

For more information, please visit:
www.sfsp-ikk.com

Value Chain

Our value chain starts up with the quality of the raw materials and ends up in client satisfaction. Our business practices backed up by all technologically essential business elements are supported by an efficient logistics, warehousing and delivery system that maintains a valuable supply chain for products.

The value chain is integrated in our business module, giving us strength and preserving our good reputation gained through the past 4 decades.

Engineering Specialty

Our products development engineers integrate their vast knowledge to provide the perfect solution to projects within the required specifications and time-frame.

The products development department maintains highly skilled calibers with a dedication towards efficient and reliable solutions even in the most complicated cases where delicacy and skillful approaches are indispensable.

Design and Product Safety

Our design and engineering office in Stuttgart ensures our products comply with relevant European and international standards of fabrication, taking into attention the safety factors which govern the public safety of projects.

Sustainability and Responsibility

We are constantly working hard to reduce our environmental footprints while maintaining the high quality and safety standards. We have set our targets to become three times more efficient in the next 10 years. Our responsibility towards our stakeholders is valued through our positive contributions towards our colleagues, our business partners and our communities as well.

Our Design Office




UNITECH DEUTSCHLAND is a "Design & Engineering" Office. Unitech Germany support Unitech & SFSP operations through well-informed cadre of engineers. They help our customers from conception to the completion by delivering design, engineering and project management services.

Thanks to our multidisciplinary team in Unitech Germany and their expertise, we assist you in your ambition to develop your innovation, your engineering and your organization. Our goal is to serve our clients through these elements:


- Excellent in engineering ideas and solutions
- High quality in performance
- Firmness on meeting deadlines

SFSP Certifications


ISO 9001 : 2015 (Quality Management Systems)



14001 : 2015 (Environmental Management System)



ISO 45001 : 2018 (Occupational Health & Safety)



STD 096 (Q-Mark Certificate)






CERTIFICATE OF REGISTRATION

This is to certify that

Sigma Factory for Steel Products
P.O. Box 37991
Dubai Industrial City
Dubai
United Arab Emirates

Meets the requirements of the Exova BM TRADA Q-Mark International Fire Door Manufacture scheme to **STD 096 - Issue 3 - 01/12/2015** which only operates in Bahrain, Egypt, Iraq, Jordan, Kuwait, Lebanon, Libya, Oman, Qatar, Saudi Arabia and The United Arab Emirates for the products on the attached schedule



Karen Prendergast
Senior Director - Certification
Exova BM TRADA

Certificate Number
476

Date of Initial Certification
16 June 2014

Date of last issue
13 October 2017

Date of Expiry
15 June 2020

Exova (UK) Ltd, (T/A Exova BM TRADA), Chiltern House, Stocking Lane, High Wycombe, Buckinghamshire, HP14 4SD, UK
Registered Office: Exova (UK) Ltd, Lochind Industrial Estate, Newbridge, Midlothian EH28 9PL, United Kingdom. Reg No. SC070429.

This certificate remains the property of Exova (UK) Ltd. This certificate and all copies or reproductions of the certificate shall be returned to Exova (UK) Ltd or destroyed if requested. Further clarification regarding the scope of this certificate and verification of the certificate is available through Exova BM TRADA or at the above address or at www.exovabmtrada.com

The use of the UKAS accreditation mark indicates accreditation in respect of those activities covered by the accreditation certificate 012

Multiple clients - The scope of certification shown above includes the participating sites shown on the registration schedule

Page 1 of 2

ISO 9001 : 2015
(Quality Management System)



Certificate of Registration

This is to certify that the Management System of:

Sigma Factory for Steel Products

P.O. Box 37991, Saih Suhaib - 3, 4 Round About, Dubai Industrial City, Dubai, United Arab Emirates.

has been approved by Alcumus ISOQAR and is compliant with the requirements of:

ISO 9001:2015



Certificate Number: 22244-Q15-001
Initial Registration Date: 23 February 2015
Previous Expiry Date: 22 February 2024
Recertification Date: 14 November 2023
Re-issue Date: 30 November 2023
Current Expiry Date: 22 February 2027

Scope of Registration:

Trading and Manufacturing of all kinds of Steel Related Construction Materials.

Signed:
Alyn Franklin, Chief Executive Officer
(on behalf of Alcumus ISOQAR)

This certificate will remain current subject to the company maintaining its system to the required standard. This will be monitored regularly by Alcumus ISOQAR. Further clarification regarding the scope of this certificate and the applicability of the relevant standards' requirement may be obtained by consulting Alcumus ISOQAR.

Registered in United Arab Emirates as BM TRADA VENTURES LLC (TRADING AS BMTV)
Unit 904, Business Avenue Building, PO Box 30945, Dubai, UAE



Alcumus ISOQAR Limited, Alcumus Certification, Cobra Court, 1 Blackmore Road, Stretford, Manchester M32 0QY.
T: 0161 865 3699 F: 0161 865 3685 E: isoqaenquiries@alcumusgroup.com W: www.alcumusgroup.com/isoqar
This certificate is the property of Alcumus ISOQAR and must be returned on request.

ISO 14001 : 2015
(Environmental Management System)



Certificate of Registration

This is to certify that the Management System of:

Sigma Factory for Steel Products

P.O. Box 37991, Saih Suhaib - 3, 4 Round About, Dubai Industrial City, Dubai, United Arab Emirates.

has been approved by Alcumus ISOQAR and is compliant with the requirements of:

ISO 14001:2015



Certificate Number: 22244-EMS-001
Initial Registration Date: 22 September 2015
Previous Expiry Date: 21 September 2024
Recertification Date: 04 June 2024
Re-issue Date: 04 July 2024
Current Expiry Date: 21 September 2027

Scope of Registration:

Trading and Manufacturing of all kinds of Steel Related Construction Materials.

Signed:
Alyn Franklin, Chief Executive Officer
(on behalf of Alcumus ISOQAR)

This certificate will remain current subject to the company maintaining its system to the required standard. This will be monitored regularly by Alcumus ISOQAR. Further clarification regarding the scope of this certificate and the applicability of the relevant standards' requirement may be obtained by consulting Alcumus ISOQAR.

OHSAS 45001 : 2018
(Health & Safety Management System)



Certificate of Registration

This is to certify that the Management System of:

Sigma Factory for Steel Products

P.O. Box 37991, Saih Suhaib - 3, 4 Round About, Dubai Industrial City, Dubai, United Arab Emirates.

has been approved by Alcumus ISOQAR and is compliant with the requirements of:

ISO 45001:2018



Certificate Number: 22244-OHS-001
Initial Registration Date: 22 September 2015
Previous Expiry Date: 21 September 2024
Recertification Date: 10 June 2024
Re-issue Date: 20 June 2024
Current Expiry Date: 21 September 2027

Scope of Registration:

Trading and Manufacturing of all kinds of Steel Related Construction Materials.

Signed:
Alyn Franklin, Chief Executive Officer
(on behalf of Alcumus ISOQAR)

This certificate will remain current subject to the company maintaining its system to the required standard. This will be monitored regularly by Alcumus ISOQAR. Further clarification regarding the scope of this certificate and the applicability of the relevant standards' requirement may be obtained by consulting Alcumus ISOQAR.

Registered in United Arab Emirates as BM TRADA VENTURES LLC (TRADING AS BMTV)
Unit 904, Business Avenue Building, PO Box 30945, Dubai, UAE



Alcumus ISOQAR Limited, Alcumus Certification, Cobra Court, 1 Blackmore Road, Stretford, Manchester M32 0QY.
T: 0161 865 3699 F: 0161 865 3685 E: isoqaenquiries@alcumusgroup.com W: www.alcumusgroup.com/isoqar
This certificate is the property of Alcumus ISOQAR and must be returned on request.

BS EN 61537:2007 (KEMA - KEUR Certified For Cable Management Products)

CERTIFICATE

Issued to:
Applicant:
Isam Kabbani Trading Est. (Unitech)
Rashidiya
Dubai, United Arab Emirates

Manufacturer/Licensee:
Sigma Factory for Steel Products (SFSP)
Saih Suhaib 3, 4RA, Dubai Industrial City,
Dubai, United Arab Emirates

Product : Cable management system
 Trade name : SFSP
 Types : IE-CT-X-10, IE-CT-X-12, IE-CT-X-15, IE-CT-X-20

The product and any acceptable variation thereto is specified in the Annex to this certificate and the documents therein referred to.

DEKRA hereby declares that the above-mentioned product has been certified on the basis of:
 - a type test according to the standard IEC 61537:2006 and EN 61537:2007
 - an inspection of the production location according to CENELEC Operational Document CIG 021
 - a certification agreement with the number 2156954

DEKRA hereby grants the right to use the KEMA-KEUR certification mark.

The KEMA-KEUR certification mark may be applied to the product as specified in this certificate for the duration of the KEMA-KEUR certification agreement and under the conditions of the KEMA-KEUR certification agreement.

This certificate is issued on: 20 January, 2014 and expires upon withdrawal of one of the above mentioned standards.

Certificate number: 2156954.01

DEKRA Certification B.V.

drs. G.J. Zoetbrood
Managing Director

H.R.M. Barends
Certification Manager

© Integral publication of this certificate is allowed

ACCREDITED BY THE
DUTCH ACCREDITATION
COUNCIL



DEKRA Certification B.V., Meander 1051, 6825 MJ Arnhem P.O. Box 5185, 6802 ED Arnhem The Netherlands
T +31 88 96 83000 F +31 88 96 83100 www.dekra-certification.com Registered Arnhem 09085396

UL Certification* (Cable Trays)

CERTIFICATE OF COMPLIANCE

Certificate Number 20160816-E483358
Report Reference E483358-20160816
Issue Date 2016-AUGUST-16

Issued to: Sigma Factory for Steel Products
 Saih Shuaib 3, 4 R/A Dubai Industrial City
 Opposite DEWA Substation
 Dubai UNITED ARAB EMIRATES

This is to certify that representative samples of CABLE TRAYS
 Steel Channel Cable Tray, Ventilated, Heavy Duty (HCT),
 Very Heavy Duty (VCT) cable trays.

Have been investigated by UL in accordance with the Standard(s) indicated on this Certificate.

Standard(s) for Safety: ANSI/NFPA 70, "National Electrical Code" (NEC)
Additional Information: See the ULC Online Certification Directory at www.ulc.ca for additional information

Only those products bearing the ULC Listing Mark should be considered as being covered by ULC's Listing and Follow-Up Service.

The ULC Listing Mark generally includes the following elements: the symbol ULC in a circle, with the word "LISTED"; a control number (may be alphanumeric) assigned by ULC, and the product category name (product Identifier) as indicated in the appropriate ULC Directory.

To confirm the status, validate the above information via the online directory.

Look for the ULC Listing Mark on the product.


 Joseph Henry, General Manager, Director of Sales - Canada
 UNDERWRITERS LABORATORIES OF CANADA INC.
 Any information and documentation involving ULC Mark services are confidential and intended only for the recipient. Please contact ULC Customer Service Dept.

Page 1 of 1

UL Certification* (Chute Type Fire Doors)

CERTIFICATE OF COMPLIANCE

Certificate Number 20170811-R38825
Report Reference R38825-20170811
Issue Date 2017-AUGUST-11

Issued to: Sigma Factory for Steel Products
 Saih Shuaib 3, 4 R/A Dubai Industrial City
 Opposite DEWA Substation
 Dubai UNITED ARAB EMIRATES

This is to certify that representative samples of CHUTE-TYPE FIRE DOORS
 Chute-type fire door and frame assembly of the insulated type, rated up to and including 2 hr, 450°F Temperature Rise Rating.

Have been investigated by UL in accordance with the Standard(s) indicated on this Certificate.

Standard(s) for Safety: ANSI/UL 10B, Fire Tests of Door Assemblies
Additional Information: See the UL Online Certifications Directory at www.ul.com/database for additional information

Only those products bearing the UL Certification Mark should be considered as being covered by UL's Certification and Follow-Up Service.

Look for the UL Certification Mark on the product.

UL or any authorized licensee of UL. For questions, please

UL Certification* (Fire Barrier)

CERTIFICATE OF COMPLIANCE

Certificate Number R40146
Report Reference R40146-20220524
Date 2022-May-25

Issued to: Sigma Factory for Steel Products
 Saih Shuaib 3, 4 R/A Dubai Industrial City
 Opposite DEWA Substation
 Dubai AE

This is to certify that representative samples of MECHANICAL JOINT ASSEMBLIES
 The products covered by this Section are mechanical joint assemblies designated Nexus Fire Barrier (NFB) for use in various joint systems described in the Fire Resistance Directory.

Have been investigated by UL in accordance with the Standard(s) indicated on this Certificate.

Standard(s) for Safety: UL 2079, Tests for Fire Resistance of Building Joint Systems

Additional Information: See the UL Online Certifications Directory at <https://iq.ulprospector.com> for additional information

This Certificate of Compliance does not provide authorization to apply the UL Mark. Only the UL Follow-Up Services Procedure provides authorization to apply the UL Mark.

Only those products bearing the UL Mark should be considered as being UL Certified and covered under UL's Follow-Up Services.

Look for the UL Certification Mark on the product.


 Bruce Mahrenholz, Director North American Certification Program

UL LLC
 Any information and documentation involving UL Mark services are provided on behalf of UL LLC (UL) or any authorized licensee of UL. For questions, please contact a local UL Customer Service Representative at ul@ulprospector.com

SFSP Products

SFSP produces a variety of products ranging from cable management systems; cable trays, cable ladders, basket trays, trunkings and support systems, to mechanical cladding fixations, steel lintels and block work accessories, plasterers' beads, expanded metal and block work reinforcement, strut channel systems, pipe clamps & hangers, gypsum profiles as well as garbage and linen chutes. With the introduction of new machines and the enhancement of production methods, SFSP continues to develop its production methods systematically as well as thoroughly. Its design office in Stuttgart, Germany provides a comprehensive design and calculation case studies, enabling the factory to have the safety factors required for the usage of its products.



MEP Solutions


Cable Management Systems

Cable Management Systems are economical and designed to meet most requirements of cable and electrical wire installations and comply to international standards of fabrication and finishing.



Cable Trays & Accessories

Cable Trays are designed to meet most requirements of cable and electrical wire installations and comply to local and international standards of fabrications and finishes.



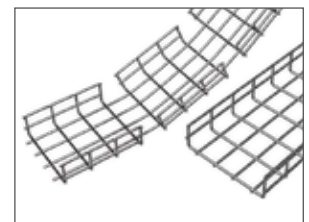
Cable Ladders (Welded & Swaged)

Cable Ladders of different side heights are available upon request.



Basket Trays & Accessories

SFSP's Basket Tray systems make connections fast and simple with limited need for tools. Its design allows for continuous airflow, and prevents heating up of cables. SFSP's Basket Tray comes in a full range of sizes and is made with high-strength welded steel wires.



Cable Trunkings

Cable Trunkings and Accessories are offered in a comprehensive range. Mill galvanized, hot-dip galvanized, and powder coated are the various finishes produced in our factories.




Underfloor Trunking

Underfloor Trunking Systems solutions incorporate a range of products for the distribution of power and data services , it is a coordinated set of containments that protect, segregate, contain, and route cables within a given environment.




Fiberglass Reinforced Plastic (FRP) Cable Tray / Ladder

SFSP Fiberglass Reinforced Plastic (FRP) Cable Management Systems are designed, manufactured, and tested to be installed in most harsh environmental conditions of onshore and offshore facilities for several industries including Oil and Gas, Petrochemicals, Manufacturing, Mining and others.



Cable Management Support Systems

Cable Support Systems are well designed to provide necessary support for cable trays, cable ladders and trunkings. Cable supports are manufactured according to common standards from high quality raw materials.



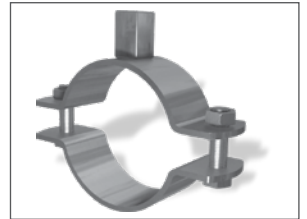
C-Channel Strut Systems

SFSP's Metal Framing Systems provide an economical solution for electrical, mechanical and industrial supports with a wide variety of applications in the construction industry.
Applications: - Pipe and Conduit Supports - Tunnel Pipe Stanchions - Racks and Shelvings - Wall Framings.



Pipe Clamps & Hangers

Pipe Clamps and Hangers from SFSP used in the support of pipes and equipments are manufactured according to the highest standards of fabrication. A diversified choice of Pipe Hangers, Pipe Clamps, EMT Straps, Omega Clamps, Beam Clamps, J and U-Bolts and Threaded Accessories.



Galvanized Threaded Rods and Accessories

Threaded rod, often referred to as a stud, is a rod of varying length that is threaded in a helical structure. Similar in appearance to a screw, the threading extends around and along the rod to cause rotational movements when in use.



Access Panels by FEROX

Ferox Access Panels provides complete solutions of several types of access panels including Hook Type, Pivot Type, Tiled Type as well as fire rated access panels and hygienic access panels. A variety of finishes are available including stainless steel of different grades, galvanized steel with powder coating. Ferox Access Panels are manufactured from high quality material and assembled with stainless steel hardware.



Roof hatches by FEROX

Roof hatch provides safe and convenient access to commercial building roof areas using interior ladders and stairs for maintenance work. It can be installed on flat roofs with a maximum slope of 30°. Made of steel frames, doors and stainless steel hardware. Powder coated to provide corrosion resistance and outstanding exterior durability.





Architectural & Finishing Solutions

Mechanical Cladding Fixation (Stangle)

Stangle Cladding Fixation includes design, calculation and production of several types of mechanical fixings and accessories used for cladding purposes. Stainless and galvanized steel are among the various materials used in the fabrication.



Aluminium System for Stone Cladding

SFSP aluminum systems are designed and calculated to provide a practical & safe solutions of stone cladding. Wide range of aluminum profiles with different shapes to support different types of stone cladding.



Waste Management Sys. (Garbage & Linen Chutes)

Chutes from SFSP are very convenient, simple and low cost method of controlling and disposing of refuse and linen. Chutes meet the most stringent requirements of environmental health and safety.



Dry Wall & Ceiling Profiles

Gypsum Boards are considered among the most economic and ideal way for wall partitioning. Easy to install, saves time and money, gypsum boards can be used as a backing for wall treatments such as wall paper, fabric, tile and wood paneling or it can simply be painted.



Metal Ceiling Grid Systems

SFSP Ceiling Grid System is a practical, convenient ceiling system. It has a complete range of main c-channel sections and complementary parts so that you can adapt the modules to suit your design needs and load requirements.



Expansion Joint System by Nexus

Our variety of expansion joints includes profiles for walls and floors, profiles for seismic movements, watertight profiles. Our products suit pedestrian as well as heavy load traffic areas.



Entrance Matting System by Nexus

Nexus Entrance matting systems provides heavy duty entrance mats, composed of aluminium profiles with carpet, brushes or rubber inserts. For any design of any shape, being round, square, oval, or any other symmetrical or asymmetrical shape, Nexus offers a variety of entrance matting profiles



Profiles by Nexus

Nexus offer comprehensive solutions for the construction industry ranging from Expansion Joint Covers and Fire Barriers to Entrance Matting Systems, Wall and Floor Profiles, Tactile Solutions, etc... NEXUS range of products is manufactured according to most common international standards to meet the requirements of commercial, residential, governmental, transportation, healthcare and educational projects.




Phenolic Compartment by CUBIX

CUBIX phenolic compartment and partition systems are manufactured and customized to meet the precise needs of simple to complicated projects with its top-notch finish, quality of material and within a timely delivery. A complete solution with a wide selection of colors and textures are available.



Raised Access Flooring by PIXEL

PIXEL Raised Access Flooring offers comprehensive solutions of High Tech Raised Access Flooring Systems for the construction industry. PIXEL Raised Access Flooring are manufactured according to most common international standards to meet the requirements of commercial, residential, governmental, transportation, healthcare, and educational projects.



Metal Doors by FEROX


Ferox offers a wide variety of steel doors, manufactured according to international standards of fabrication and as per the legal requirement of commercial projects whether industrial environments, local authority buildings, leisure, hospitality, healthcare, transportation, education or retail offices, and shopping centers. Our range of steel doors includes fire rated steel doors, Insulated Doors, Acoustic Doors, Louvered Doors, Sliding Doors, Security Detonation Doors, Burglar Resistant Doors, Entry Gates and several other types to meet the requirements of all projects.



Civil Solutions

Expanded Metals, Plasterers' Beads

Expanded Metals help the formation of joints, protection of corners and resistance against cracks, chips and impact damage. SFSP manufactures in accordance with BS EN 13658 - 2, ASTM C847-18, BS EN 845-3:2003+A1:2008, ASTM A 951/A 951M - 2016 standards.



Block Ladder Reinforcement

SFSP ladder and truss types are used for the reinforcement of brick and block masonry to give improved tensile strength to walls subjected to lateral loading e.g. wind and seismic. SFSP Block reinforcements reduces the risk of cracking either at stress concentration around opening.



Steel Lintels & Block Work Accessories

Steel Lintels provide a combination of strength and light weight, resulting in efficient load bearing performance and increased productivity on site. They are characterized by their ease of installation in addition to time as well as money saving. SFSP manufactures Steel Lintel in accordance with BS EN 845-2:2013+A1:2016 and according to relevant standards BS 5977 Part 2:1983.



SFSP Products are solely distributed by UNITECH for Building and Construction Materials

All Products Manufactured by Sfsp are Solely Distributed by SFSP Sister Companies in the Following Countries

KSA

Isam Kabbani & Partners for Building and Construction Materials Co., Ltd.

شركة عصام قباني وشركاه لمواد الأنشاء والتعمير المحدودة

BAHRAIN

Isam Kabbani Trading Est.

مؤسسة عصام قباني التجارية

UAE

Issam Kabbani Trading Company LL

شركة عصام قباني للتجارة

EGYPT

Unitech Egypt for Building Materials

شركة يونيتك مصر لمواد البناء

OMAN

Isam Kabbani & Partners Trading Co.

شركة عصام قباني وشركاه للتجارة

QATAR

Unitech Qatar for Building & Construction Materials Ltd., W.L.L

شركة يونيتك قطر لمواد الانشاء والتعمير المحدودة

KUWAIT

Hassan Kabbani for General Contracting Est.

مؤسسة حسان قباني للمقاولات العامة للمباني

LEBANON

Unitech ME s.a.r.l

شركة يونيتك ميدل إيست ش.م.م

PAKISTAN

Unitech IKK Pakistan (PVT.) LTD.

شركة يونيتك ميدل إيست ش.م.م

SFSP CUSTOMER SERVICE CALL CENTER

KSA

+966 13 8590097, Ext. 3214

UAE

+971 4 8181925, Ext. 4269



UNDERFLOOR TRUNKING

1- Flush Floor Trunking

2- Screed Floor Trunking

3- Raised Access Floor Trunking

SFSP, Underfloor Trunking Systems solutions incorporate a range of products for the distribution of power and data services, it is a coordinated set of containments that protect, segregate, contain, and route cables within a given environment.

A. Protection

Cables and wires running within containment need to be protected from vermin, tripping, and accidental breakage. This can be achieved using appropriate cable management solutions.

B. Segregation

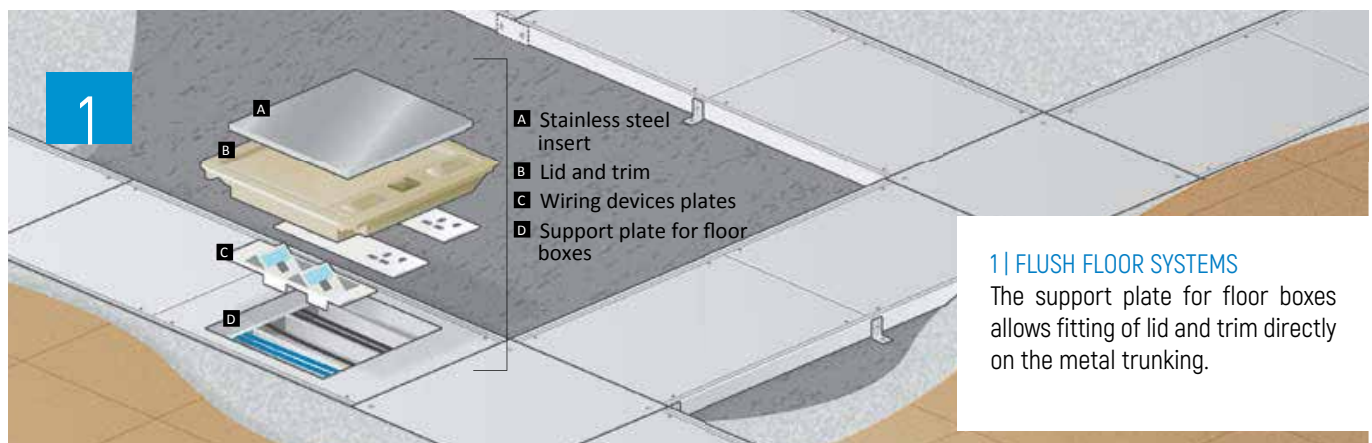
The cable containment provides the required segregation between services like power, data, telephone and any other ELV systems. Segregation is normally achieved using metal partitions to prevent interference.

C. Containment

Cluttered wires that are run loosely within an environment are an eyesore. This could be resolved by resorting to appropriate cable management schemes that contain the wires, and restore order in such environments.

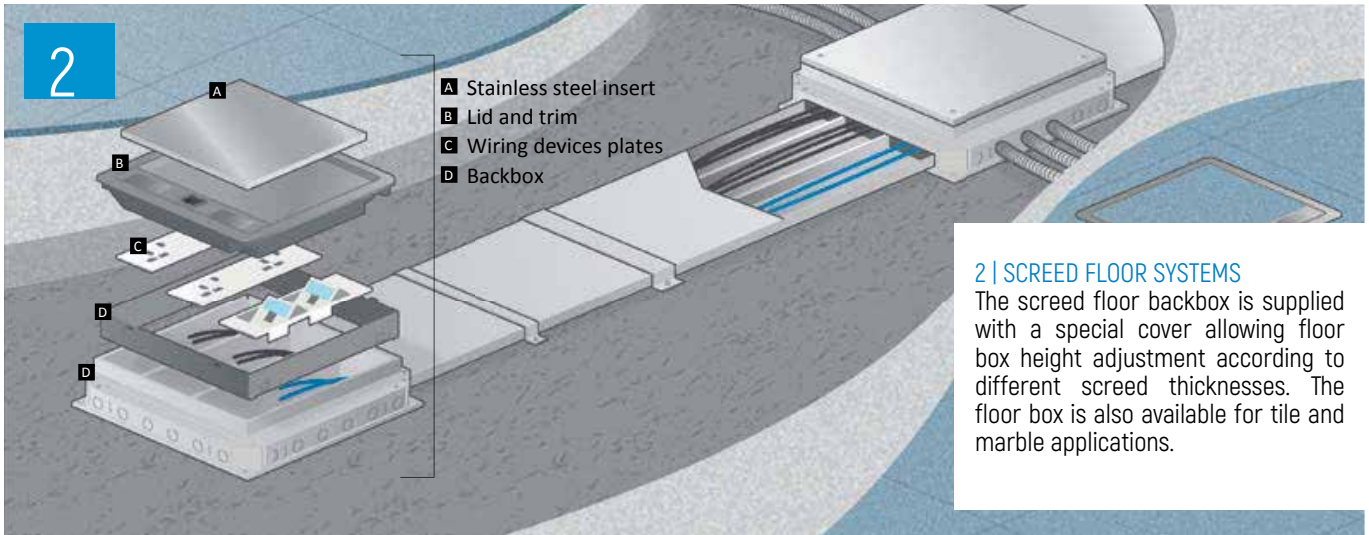
D. Routing

Cable Management enables wires to be routed into inaccessible areas by innovative solutions such as the use of false floors. Open plan offices are serviced using floor distribution systems.



SFSP Flush Floor Trunking Systems, are more popular than inscreed floor systems in areas where flexibility is desired, with an increased demand on cable capacity. Office environment demands the usage of an increasing number of data and telephone cables. The advent of structured cabling has resulted in greater space requirements and therefore more constraints from the installation perspective. Additionally, there has been a call for flexibility within newly built open office plans. This flexibility is offered by SFSP's Flush Floor Trunking Systems. Cables Containment for the Flush Floor System in comparison to raised floor trunking systems, the flexibility and cable capacity offered by a flush floor trunking system is lesser. Floor boxes within a flush floor system can be relocated along the run of the trunking, while raised floor boxes can be relocated anywhere on the floor area. Relative advantages of a flush floor trunking system over raised floor trunkings include accessibility and reduced overall system cost. SFSP Flush Floor Trunkings render flexibility to the end user in relocating floor boxes. The partitions are fully removable to accommodate service box modules.

The service box modules are fully reversible to enable repositioning of the floor boxes. The trap and frame of the SFSP service boxes can be positioned on all four sides, enabling easy access and cable exit in all directions.



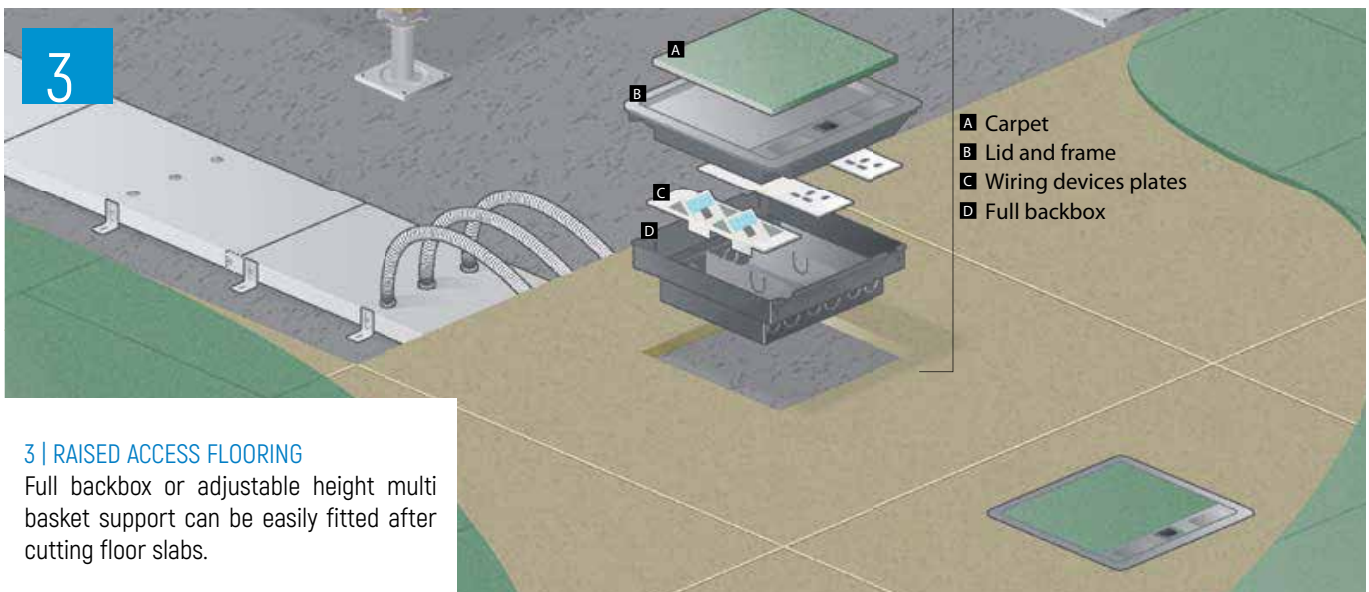
2 | SCREED FLOOR SYSTEMS
 The screed floor backbox is supplied with a special cover allowing floor box height adjustment according to different screed thicknesses. The floor box is also available for tile and marble applications.

SFSP offers a less expensive cable containment service for the open offices to ensure the cable outlets for the various services for the all stations.

Screed Floor System is a pre-cast cable containment service in position within the office premises. Running from the main distribution boards for electrical / data voice / CCMS services routed via the vertical elbow, junction boxes and ducting to the services outlet boxes underneath the work stations.

Junction Boxes are featured with slim trimming for the granite, marble or ceramic floor finishes with recess on the traps for various floor finishes embedding.

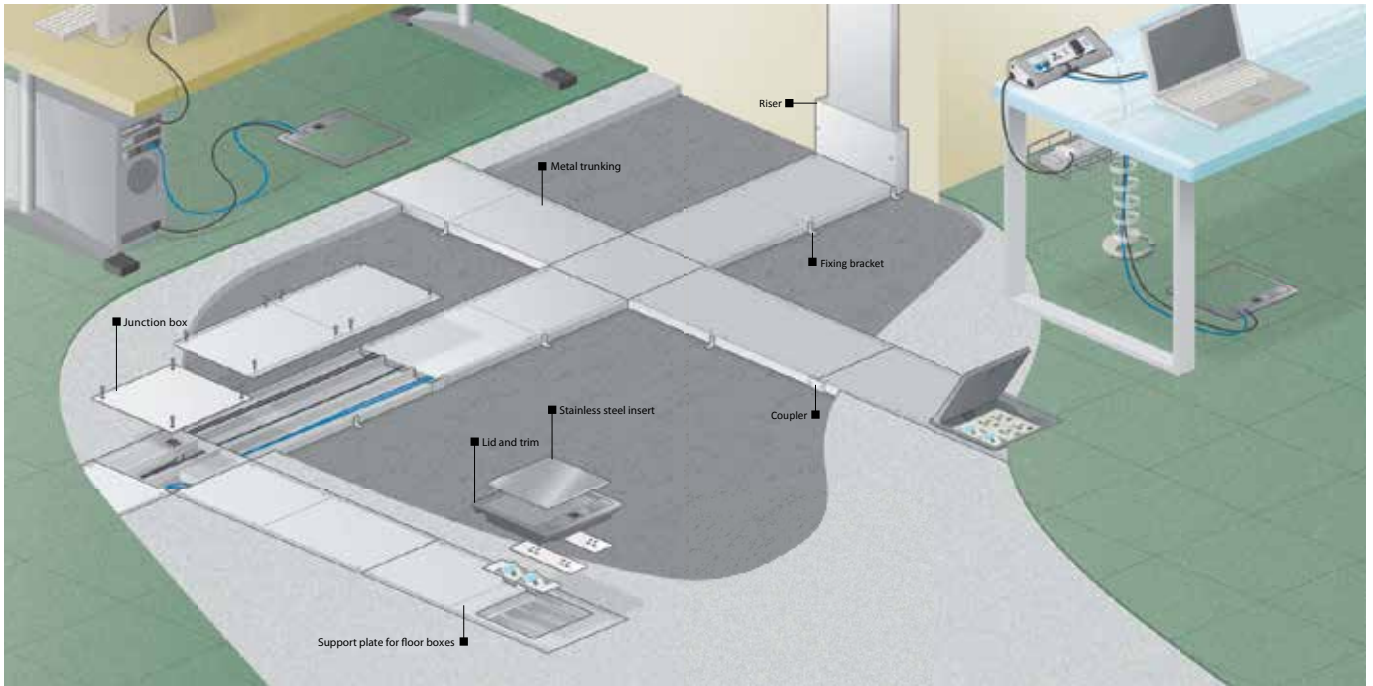
SFSP base boxes are die-cast in one piece to maintain the box uniformity on the tough floor surfaces. Base boxes, traps and frames are made of a non-corrosive die-cast alloy.



3 | RAISED ACCESS FLOORING
 Full backbox or adjustable height multi basket support can be easily fitted after cutting floor slabs.

Raised Floor Trunking Systems are increasingly adopted in new commercial buildings . Cable containment services are in modular design for the day-to-day changes within the office premises, for the ease of cable termination for the various services, such as computer / data / voice and BMS / CCMS structured cabling, where the raised floor makes a new level for cables containment in the floor void.

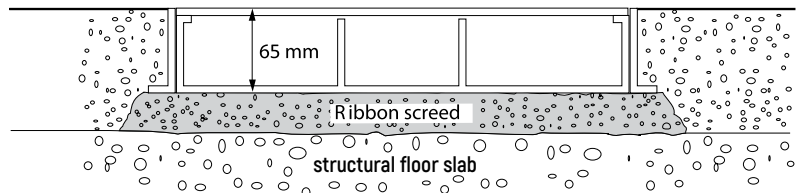
FLUSH FLOOR TRUNKING SYSTEM



FLUSH FLOOR TRUNKING SYSTEM

Flush floor trunking system combines robustness and reliability, allowing power and data distribution throughout concrete floors. The system facilitates frequent maintenance operations or eventual changes of floor box locations. Different accessories ensure quick installation and perfect integration into the concrete floor.

Flush floor trunking in screeded floor



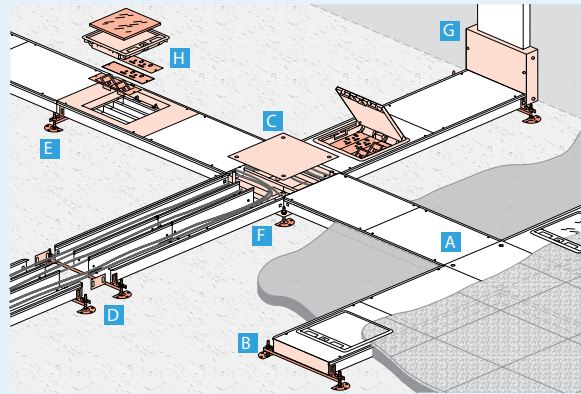
A Flush Floor Trunking system has a lesser loading capacity than an inscreed system, as the entire trunking is fixed flush with the finished floor. As loads constantly impinge on the floor trunking, the load bearing capacity of the system is reduced.

In a raised floor trunking system the boxes are the only load carrying components within the floor system. The boxes are suspended within raised flooring, and are capable of carrying dynamic loads normally seen within floor spaces. The average design loads on floor distribution system are as shown below. As the traffic increases, the load expected to impinge on the floor boxes could increase, and increase the stress on the floor boxes. The system chosen should be capable of taking the following loads per square meter :

Commercial Office	-3kN
Shopping Mall	-6kN
Exhibition Halls	-6kN
Conference Rooms / Hotel	-3kN
Corridors	-5kN

Flush Trunking System

System overview



A	Trunking
B	End cap
C	Junction box
D	Coupler and leveling kit
E	Fixing bracket and leveling for trunking
F	Leveling for junction box
G	Riser
H	Floor box (support plate + lid and trim) Socket outlets and data sockets plates to be ordered separately

Standards

Metal trunking according to standards EN 60-670 and EN 50085-2.2 It ensures constant performance along the entire distribution up to the user connection point

Classification for flush floor		Flush floor
6.2	Resistance to impact for installation and application	2.0 J
6.3	Minimum storage and transport temperature	- 25 °C
6.3	Minimum installation and application temperature	- 5 °C
6.3	Maximum application temperature	+ 60 °C
6.4	Resistance to flame propagation	Non-flame propagating
6.5	Electrical continuity characteristics	With electrical continuity characteristic (metal ducting & accessories)
6.6	Electrical insulating characteristics	Without electrical insulating characteristic (metal ducting & accessories)
6.7	Degree of protection provided by enclosure	IP 20
6.9	System access cover retention	With a tool
6.101	Floor treatment	For dry-treatment of floor
6.102	Resistance to a vertical load applied over a small surface area	1500 N ⁽¹⁾
6.103	Optional classification: resistance to vertical load applied through large surface area	3000 N
6.103	Rated voltage	500 V
6.103	Protection against mechanical impact	IK 08

(1) For 4 compartments, resistance to vertical load applied over a small surface area = 750 N

Flush Trunking and Accessories

Material: pre-galvanised steel sheet

Standard Length (L): 2440 / 3000 mm

Number of Compartments: 3 and 4 compartments

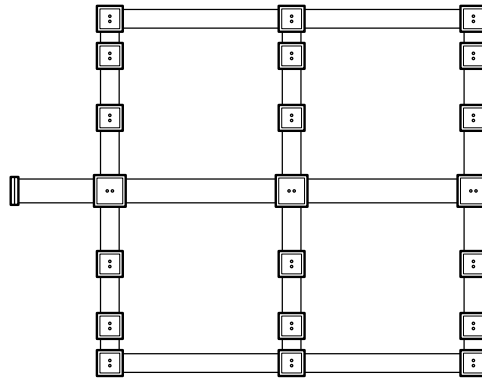
Standard Height (H): 65 mm

Standard Thickness: 1.5 mm for body/2.5 mm for covers/1 mm for dividers

Example of Layout

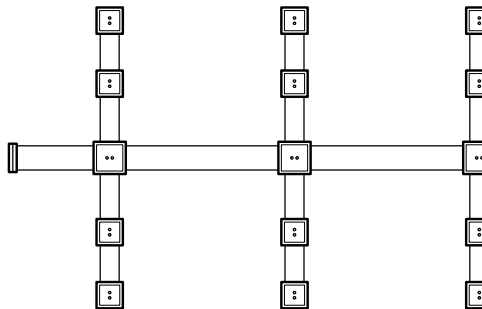
For optimal flexibility of the installation, the trunking is usually installed on either a Grid, Fishbone or a Comb Pattern of single, double or triple runs.

Grid Pattern



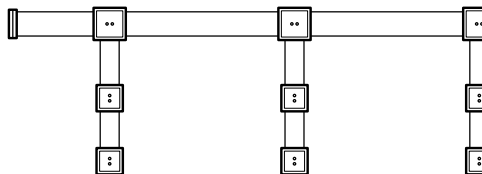
A Grid Pattern is widely used in areas where the occupants require the highest degree of flexibility in reconfiguring workspace. Capacity can be increased by returning individual ring mains through the different runs of trunking, which in itself allows easier installation.

Fishbone Pattern

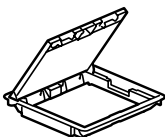
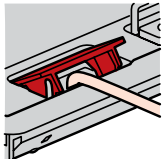
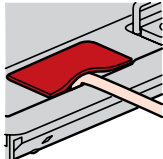



The Fishbone Pattern is ideal for a medium sized area where fewer boxes are required.

Comb Pattern



The Comb Pattern is the most economical way of installation in which a minimum of trunking is used. The Comb Pattern is suited for small to medium office areas.

Lid and trim for floor boxes			
Floor box	Rigid cable exits	Flexible cable exits	Stainless steel insert
			

Composition and Functions of Flush Trunkig System

Conforms with BS EN 50085-1: 2005 and EN 50085-2.2

Provides power and data distribution channels in concrete floors.

This robust system offers a high degree of flexibility for applications requiring frequent maintenance or frequent layout changes .

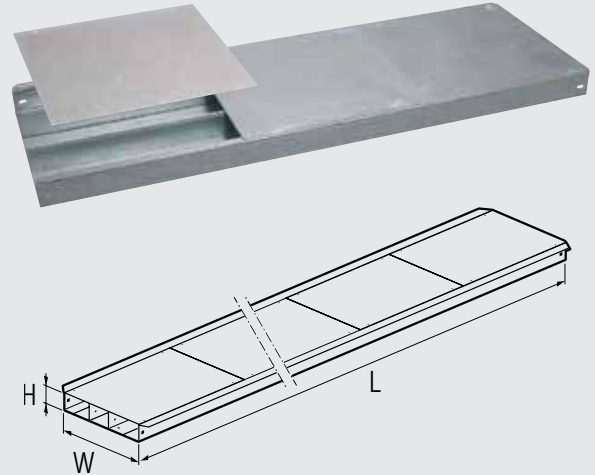
Trunking

Length : 2440 mm / 3000 mm

Height : 65 mm

3 and 4 compartments

Item Number	W (mm)	H (mm)	L (mm)
FTR 300	300	65	2440 / 3000
FTR 400	405	65	2440 / 3000



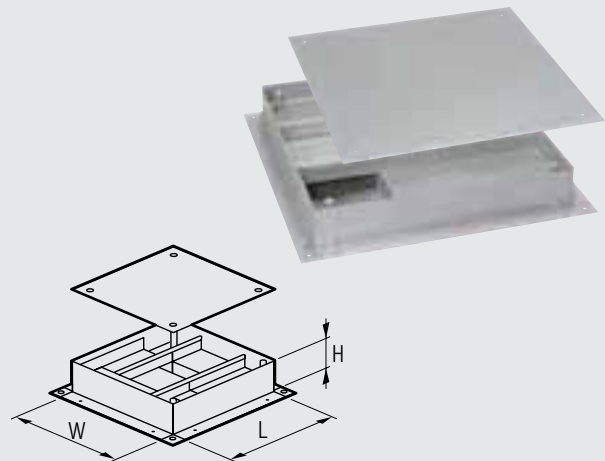
Junction boxes

Direct access to cables at the intersection of trunkings

For 300 x 65 mm trunking

For 405 x 65 mm trunking

Item Number	W (mm)	H (mm)	L (mm)
FJB 360	360	66.6	360
FJB 465	465	66.6	465

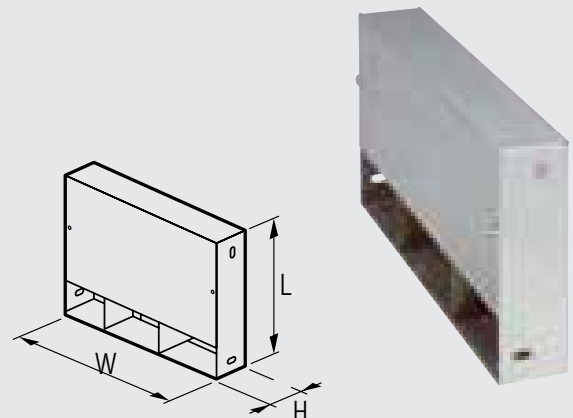


Risers

For 300 x 65 mm trunking

For 405 x 65 mm trunking

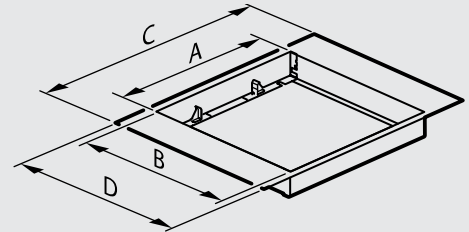

Item Number	W (mm)	H (mm)	L (mm)
FRI 300	300	65	201
FRI 405	405	65	201



Support plate for floor boxes

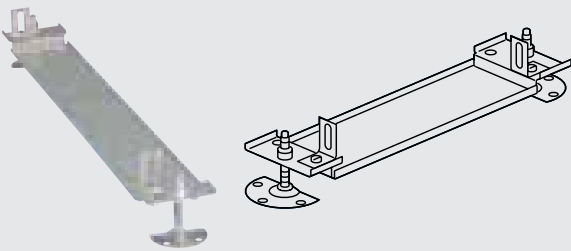
To be fitted with lid and trim,
Integrating socket outlets or support plates

Item Number	A (mm)	B (mm)	C (mm)	D (mm)
6896 36	264	264	406.4	300
6896 37	264	264	406.5	405
6896 47	264	340	406.5	405



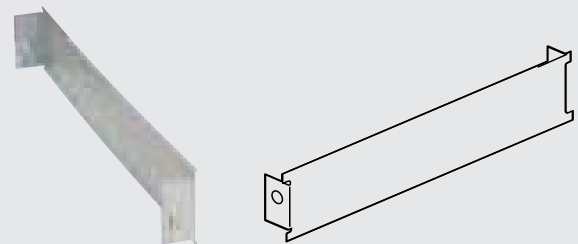
Leveling kit for trunking

For raising trunking level up to 70
to 90 mm
For 300 x 65 mm trunking
For 405 x 65 mm trunking



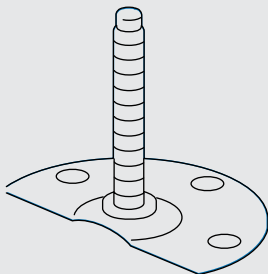
End caps

For 300 x 65 mm trunking
For 405 x 65 mm trunking



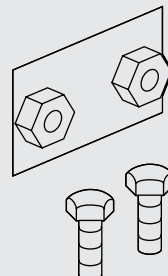
Leveling kit for junction boxes

For raising junction box level
up to 70 to 90 mm



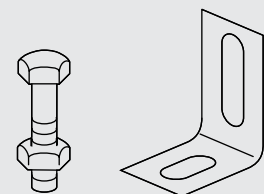
Coupler

For joining trunkings



Fixing bracket (FB)

For fixing trunking on floor or
on leveling bracket



Cable capacity guide

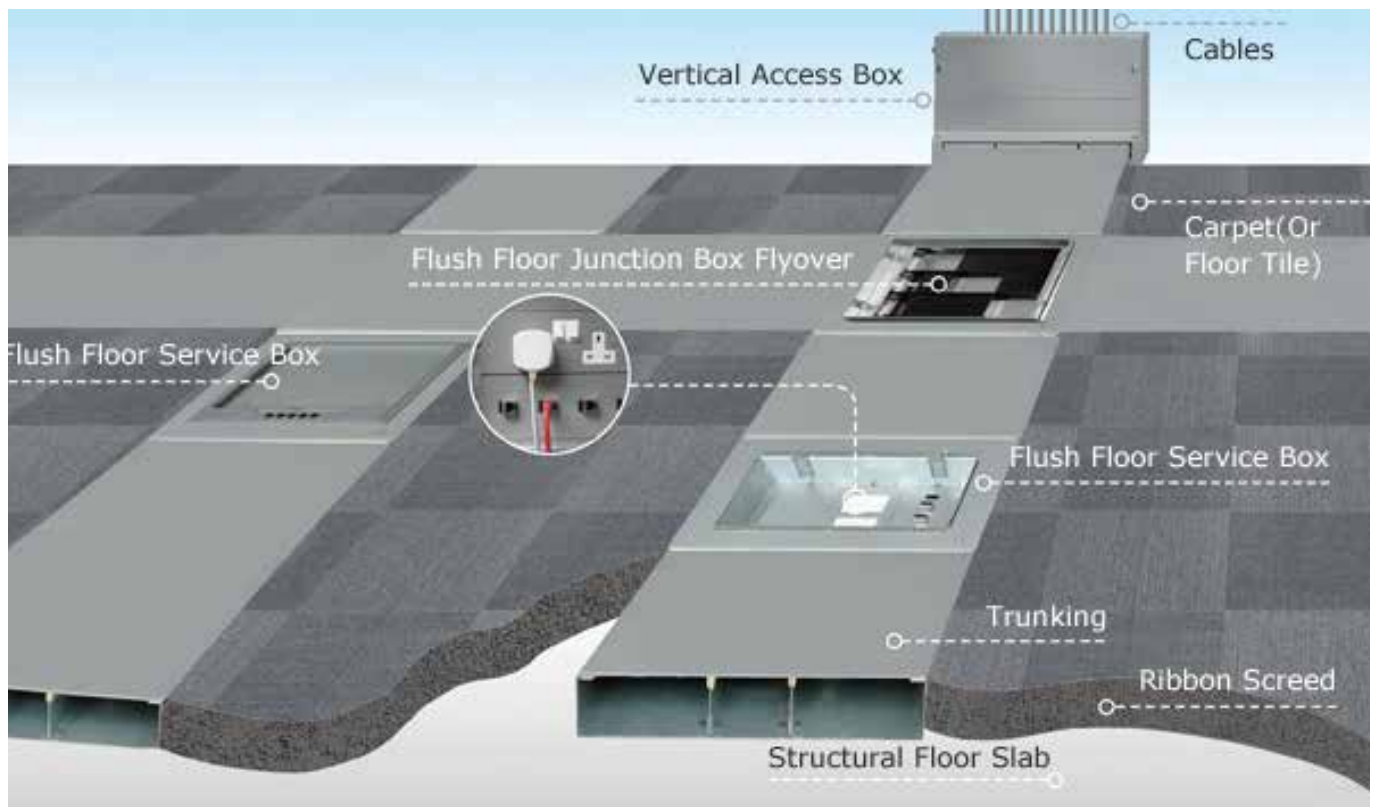
The number and location of boxes depend upon the end user's requirement.

A floor box has to be considered for each workstation or desk with an average of 1 FB for every 10 m²

			Capacity: maximum number of conductors per compartment (for one specific cable type)													
			Stranded							Twin & Earth			cat. 5e UTP	cat. 5e STP	cat. 6 UTP	cat. 6 STP
Ducting	Compartment	Available section at 45 % fill mm ²	1,5 ² Ø	2,5 ² Ø	4 ² Ø	6 ² Ø	10 ² Ø	16 ² Ø	25 ² Ø	2,5 ² Ø	4 ² Ø	6 ² Ø	Ø 5.5	Ø 6	Ø 6.5	Ø 7
			3.3	4	4.6	5.2	6.7	7.8	9.7	10.5	11.2	3.3				
300 x 65	1	2992	348	237	180	141	85	63	40	35	30	20	99	83	71	61
	2	2086	243	166	126	98	59	44	28	24	21	14	69	58	49	43
	3	2992	348	237	180	141	85	63	40	35	30	20	99	83	71	61
405 x 65	1	3389	394	269	204	160	96	71	46	39	34	23	112	94	80	69
	2	4200	488	333	253	198	119	88	57	49	42	28	139	117	100	86
	3	3389	394	269	204	160	96	71	46	39	34	23	112	94	80	69

The above table gives the available capacity units on a 45 % factor, applied to the internal wiring area.

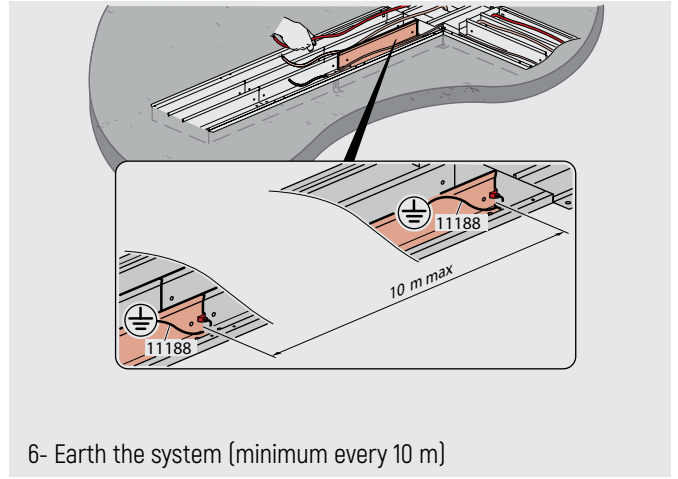
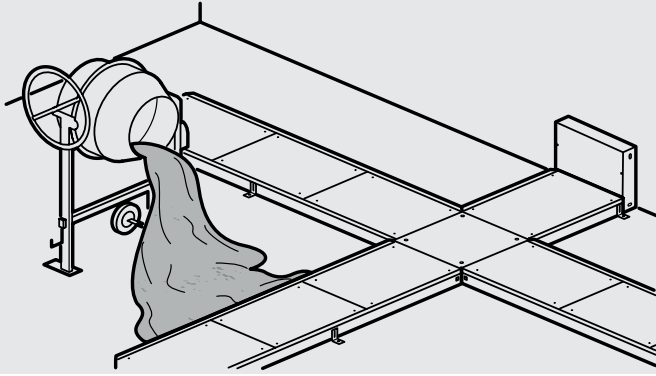
Installation Principle



The entire flush floor trunking system and accessories used shall be supplied and installed strictly according to the recommendations and instructions of the manufacturer.

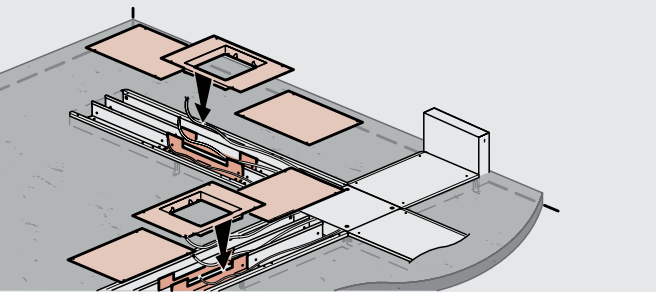
- 1- Mark the pathway for trunking and junction boxes
- 2- Fix risers junction boxes on the Fix Trunking and all accessories with fixing brackets slab.
- 3- Fix trunking and all accessories with fixing brackets
- 4- If levelling is required, use levelling kits and do not exceed 1.2 m between levelling brackets

5- Pour concrete

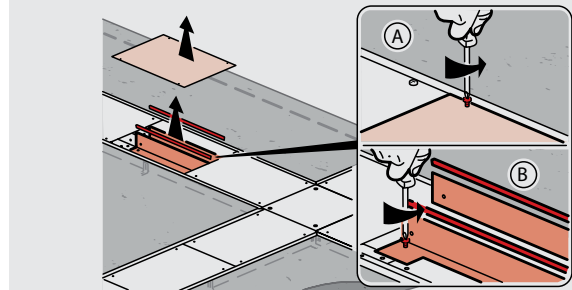


6- Earth the system (minimum every 10 m)

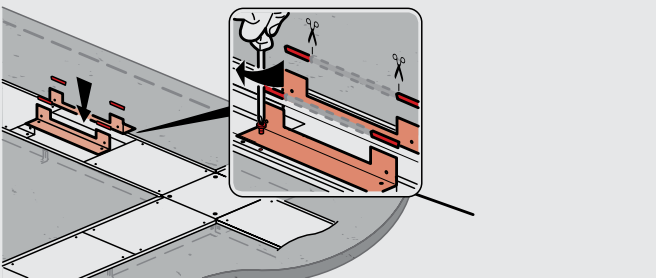
7- Once the screed is dry, remove the covers and the cable trunking



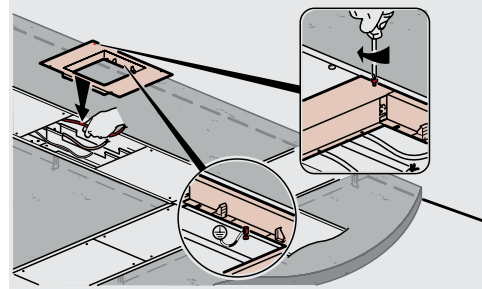
8- To fit the floor box, remove cover and the rubber gasket. Remove the dividers, fix them up-side-down and reposition rubber gasket



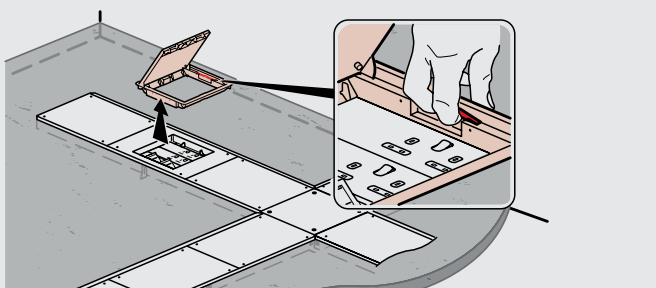
9- To fit the floor box, remove cover and the rubber gasket. Remove the dividers, fix them up-side-down and reposition rubber gasket



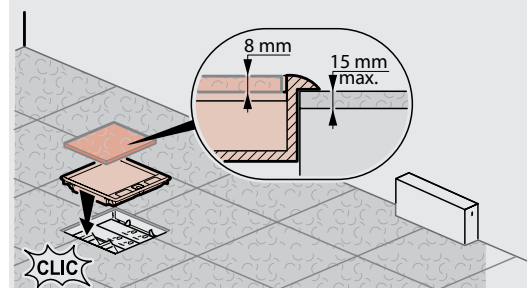
10- Fix floor box support plate, and earth it



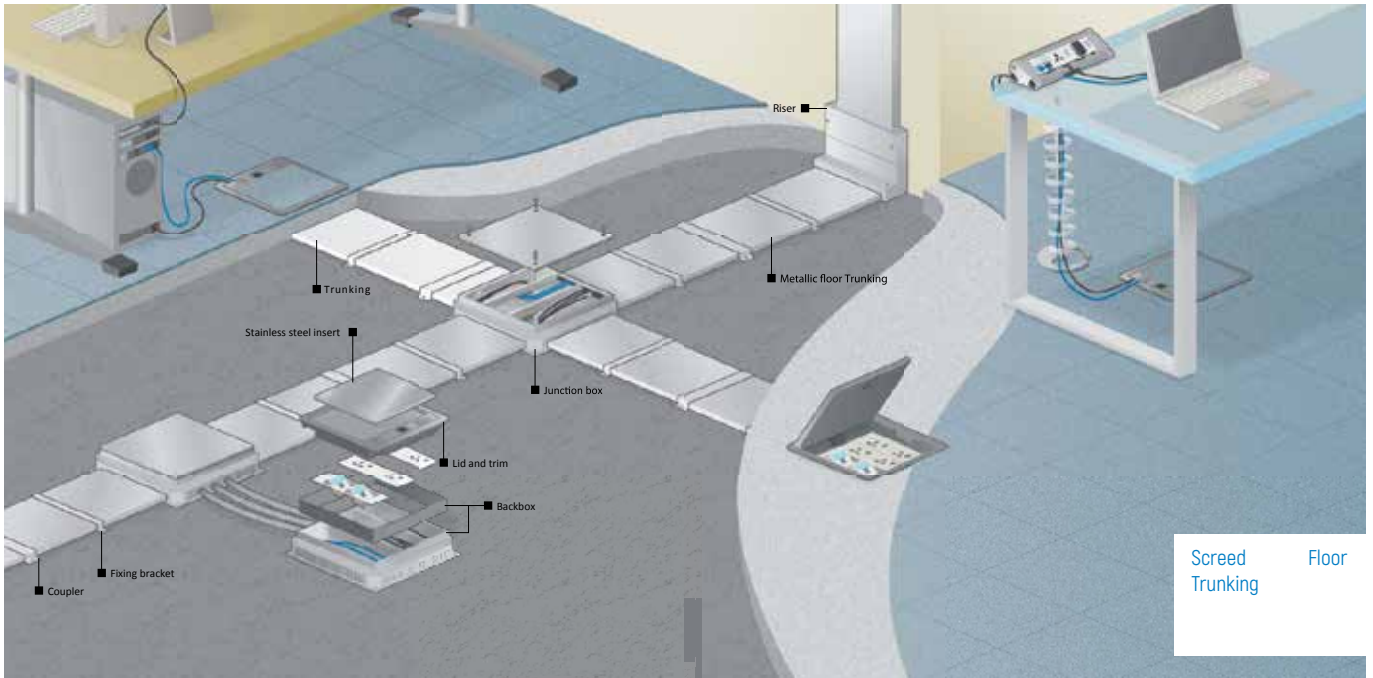
11- Connect wiring and fix the wiring accessory plates.



12- Fit the carpet and clip the lid and trim on the support plate (push and fit principle)



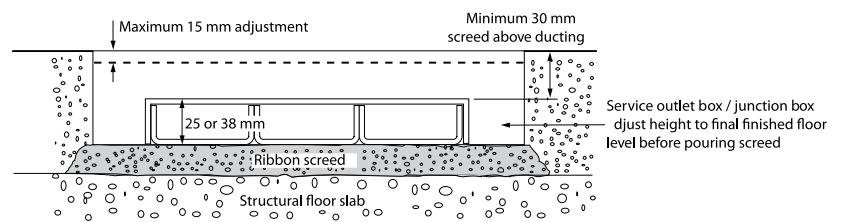
SCREED FLOOR TRUNKING SYSTEM



SCREED FLOOR TRUNKING SYSTEM

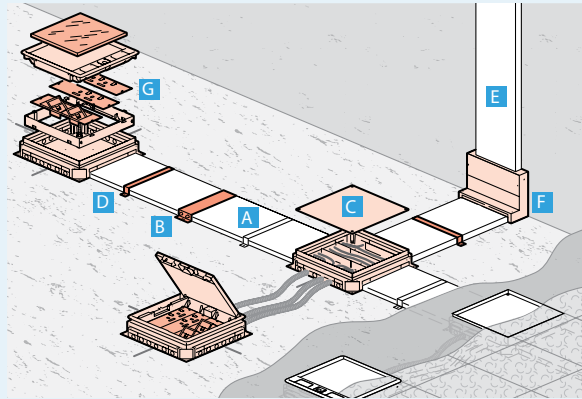
Screed metallic trunkings are a quick and easy way to install power and data distribution throughout screed floors. These systems are particularly robust and are designed to support superior loads. Junction boxes and risers allow easy access when installing cables or for extensions.

Screed floor trunking in screeded floor



Creed Trunking System

System overview



A	Ducting
B	Coupler
C	junction box
D	Fixing bracket
E	Vertical trunking such as DLP
F	Riser
G	Floor box (back-box + lid and trim) Socket outlets and data socket plates to be ordered separately

Standards

Standard EN 60-670 and EN 50085-2-2 concerns systems for distributing currents in the floor (sunken or surface mounted). It ensures constant performance along the entire distribution up to the user connection point .

Classification for flush floor		Flush floor
6.2	Resistance to impact for installation and application	2.0 J
6.3	Minimum storage and transport temperature	- 25 °C
6.3	Minimum installation and application temperature	- 5 °C
6.3	Maximum application temperature	+ 60 °C
6.4	Resistance to flame propagation	Non-flame propagating
6.5	Electrical continuity characteristics	Without electrical continuity characteristic (PVC ducting) With electrical continuity characteristic (metal ducting & accessories)
6.6	Electrical insulating characteristics	With electrical insulating characteristic (PVC ducting) Without electrical insulating characteristic (Metal ducting & accessories)
6.7	Degree of protection provided by enclosure	IP 20
6.9	System access cover retention	With a tool
6.101	Floor treatment	For dry-treatment of floor
6.102	Resistance to vertical load applied through small surface area	1500 N ⁽¹⁾
6.103	Optional classification: resistance to vertical load applied through large surface area	3000 N
6.103	Rated voltage (PVC ducting)	500 V
	Protection against mechanical impact	IK 08

(1) For 4 compartments, resistance to vertical load applied over a small surface area = 750 N

Flush Trunking and Accessories

Material: pre-galvanised steel sheet

Standard length: 2440 / 3000 mm

Number of Compartments: 3 and 4 compartments

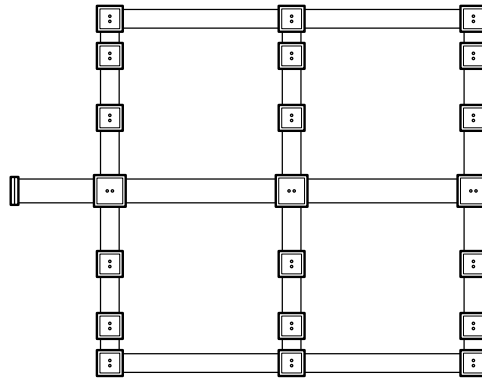
Standard Height: 25 mm and 38 mm

Standard Thickness: 1.2 mm for body/1 mm for dividers

Example of Layout

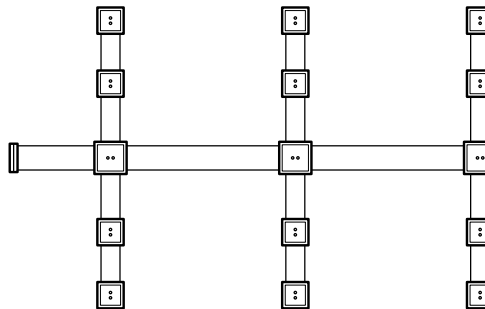
For optimal flexibility of the installation, the trunking is usually installed on either a Grid, Fishbone or a Comb Pattern of single, double or triple runs.

Grid Pattern



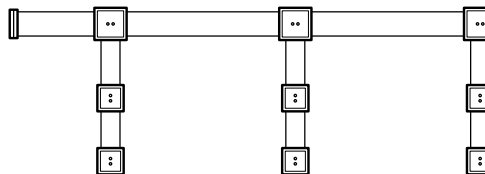
A Grid Pattern is widely used in areas where the occupants require the highest level of flexibility in reconfiguring workspace. Capacity can be increased by returning individual ring mains through the different runs of trunking, which in itself allows easier installation.

Fishbone Pattern

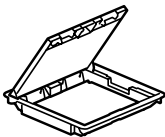
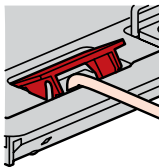
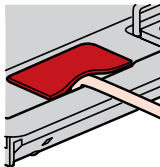



The Fishbone Pattern is ideal for a medium sized area where fewer boxes are required.

Comb Pattern



The Comb Pattern is the most economical way of installation in which a minimum of trunking is used. The Comb Pattern is suited for small to medium office areas.

Lid and trim for floor boxes			
Floor box	Rigid cable exits	Flexible cable exits	Stainless steel insert
			

Composition and Functions for Screed Trunking System

Material: pre-galvanised sheet
Standard thickness: 1.2 mm for body/1 mm for dividers
Standard length: 2440 / 3000 mm

Number of compartments: 3 and 4 compartments
Standard depth: 25 mm and 38 mm

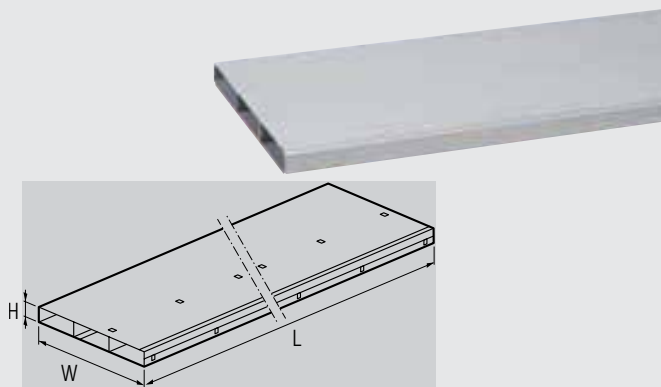
Trunking

Trunking height 25 mm
 225 x 25 mm - 3 compartments
 300 x 25 mm - 3 compartments

Trunking height 38 mm

225 x 38 mm - 3 compartments
 300 x 38 mm - 3 compartments

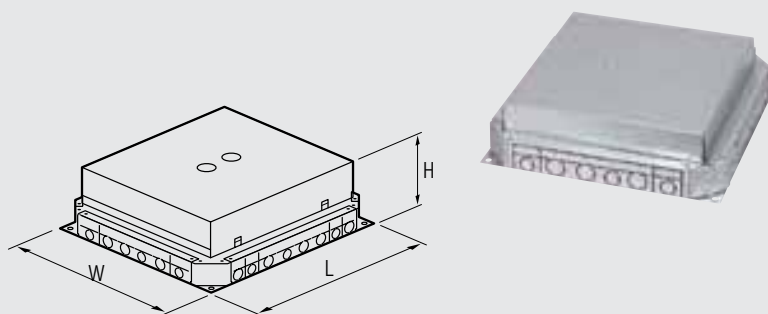
Item Number	W (mm)	H (mm)	L (mm)
STR 25	225	25	2440 / 3000
STR 38	225	38	2440 / 3000
STR 25-1	300	25	2440 / 3000
STR 38-1	300	38	2440 / 3000



Junction boxes

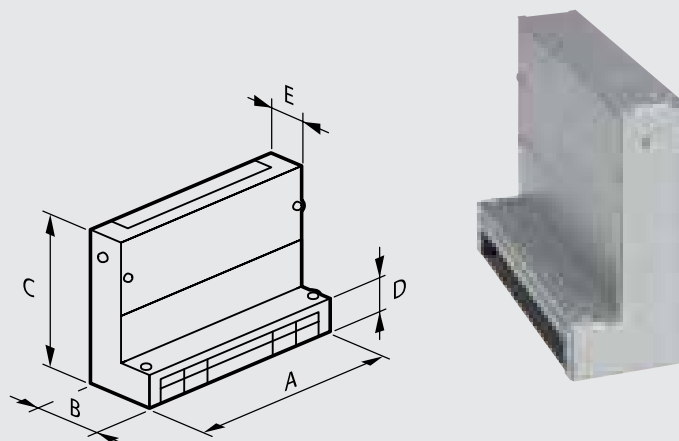
For direct access to cables at the intersection of floor ductings while maintaining perfect separation between ELV and LV cables, Supplied complete with base, cover fly-overs and site cover

Item Number	W (mm)	H (mm)	L (mm)
SJB 325	325	90	325
SJB 400	400	90	400



Risers


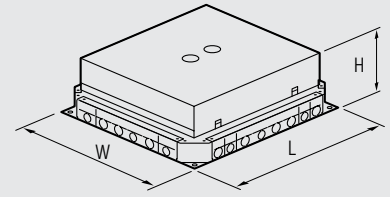
Item Number	A (mm)	B (mm)	C (mm)	D (mm)	E (mm)
SRI 250	250	89	201	43	52
SRI 325	325	89	201	43	52



Back-boxes

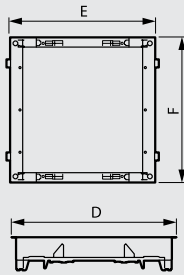
To be fitted with lid and trim, integrating socket outlets or support plates. Accept screed floor ducting and conduits Ø20 and 25 mm Auto-adjustable to screed height 65 up to 90 mm

Item Number	W (mm)	H (mm)	L (mm)
6896 34	325	90	325
6896 35	400	90	400
6896 45	400	90	325



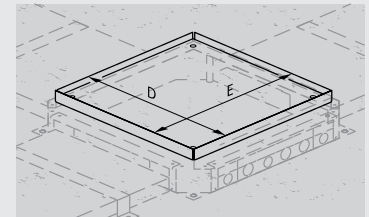
Dimensions for carpet cut out on backbox support frame

Item Number	D (mm)	E (mm)	F (mm)
6896 34	276	264	264
6896 35	276	264	264
6896 45	276	264	340

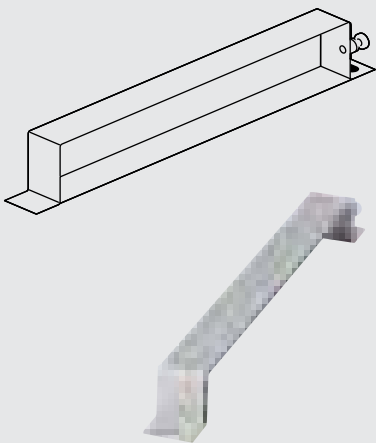


Dimensions for carpet cut out on junction box lid

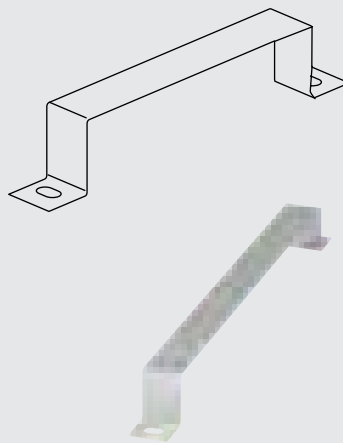
Item Number	D (mm)	E (mm)
6897 22	260	260
6897 32	335	335



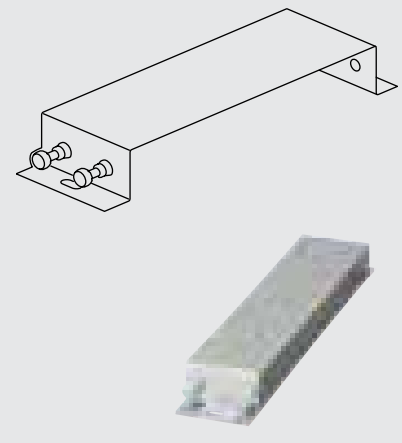
End caps



Fixing Bracket (FB)



Coupler



Cable capacity guide

The number and location of boxes depend upon the end user's requirement.

A floor box has to be considered for each workstation or desk with an average of 1 FB for every 10 m²

			Capacity: maximum number of conductors per compartment (for one specific cable type)													
			Stranded							Twin & earth			cat. 5e UTP Ø 5.5	cat. 5e STP Ø6	cat. 6 UTP Ø 6.5	cat. 6 STP Ø7
Ducting	Compartment	Available section at 45 % fill mm ²	1,5 ² Ø 3.3	2,5 ² Ø 4	4 ² Ø 4.6	6 ² Ø 5.2	10 ² Ø 6.7	16 ² Ø 7.8	25 ² Ø 9.7	2,5 ² Ø 10.5	4 ² Ø 11.2	6 ² Ø 13.3				
225x25	1 2 3	739	86	59	45	35	21	15	10	9	7	5	24	21	18	15
225x38	1 2 3	1164	135	92	70	55	33	24	16	14	12	8	39	32	28	24
300x25	1 2 3	994	116	79	60	47	28	21	13	12	10	7	33	28	24	20
300x38	1 2 3	1566	182	124	94	74	44	33	21	18	16	11	52	43	37	32

The above table gives the available capacity units on a 45 % factor, applied to the internal wiring area.

Installation Principle

1-Mark pathway for trunking, junction boxes and backboxes

2-Fix risers, junction boxes and backboxes on the slab

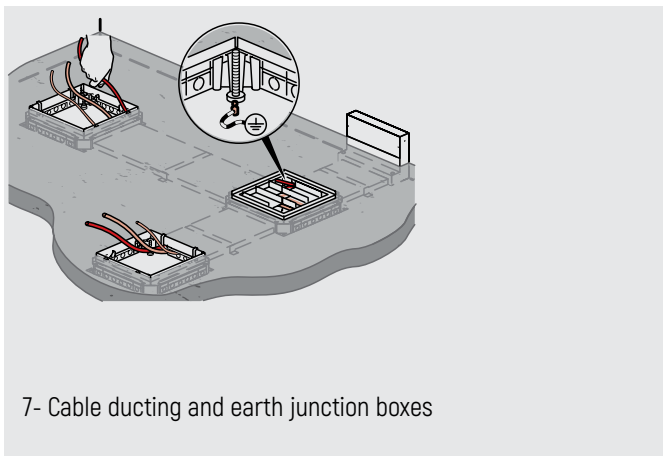
3-Fix trunking with couplers and fixing brackets

4-Pour concrete

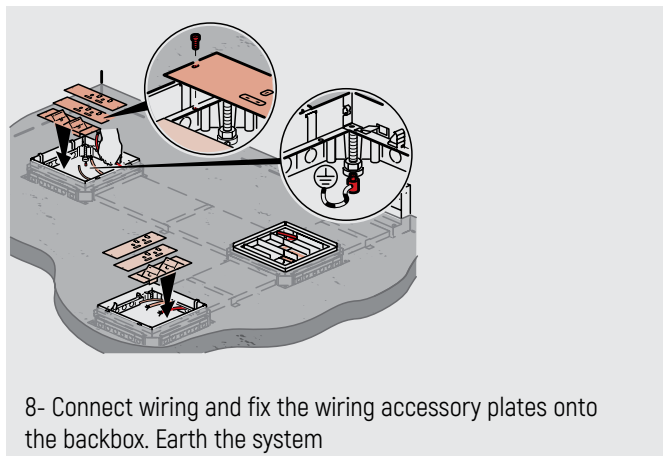
5-Remove disposable metal cover

6-Backbox: lift the frame (A) and retainers will automatically drop out (B). Lock the frame onto the backbox by pushing down clips onto the threaded rod. Junction box: adjust junction box to floor level

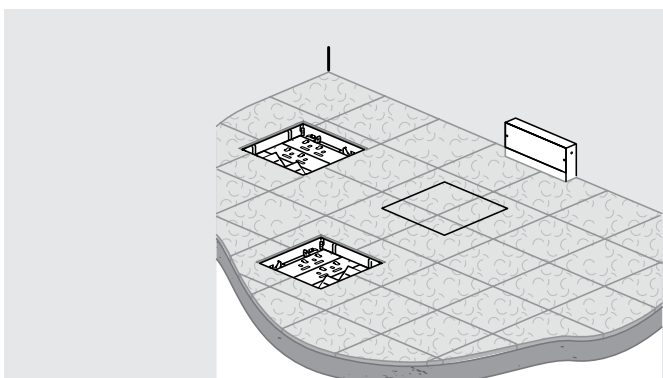
Installation Principle



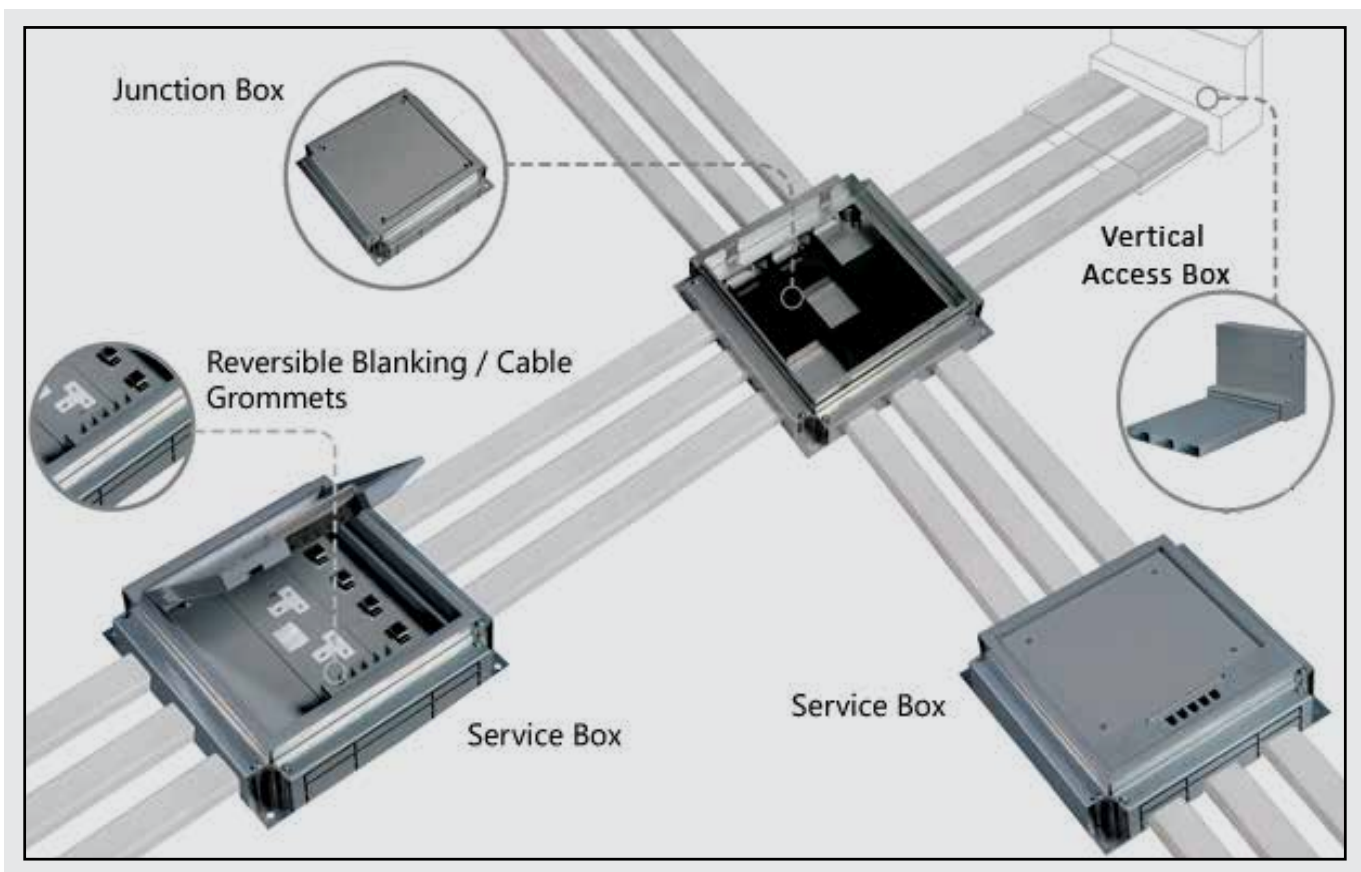
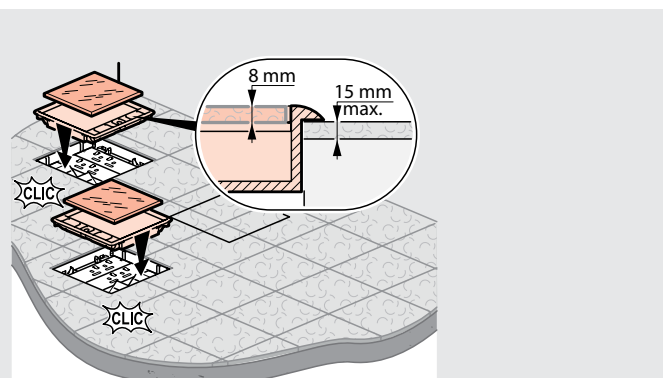
7- Cable ducting and earth junction boxes



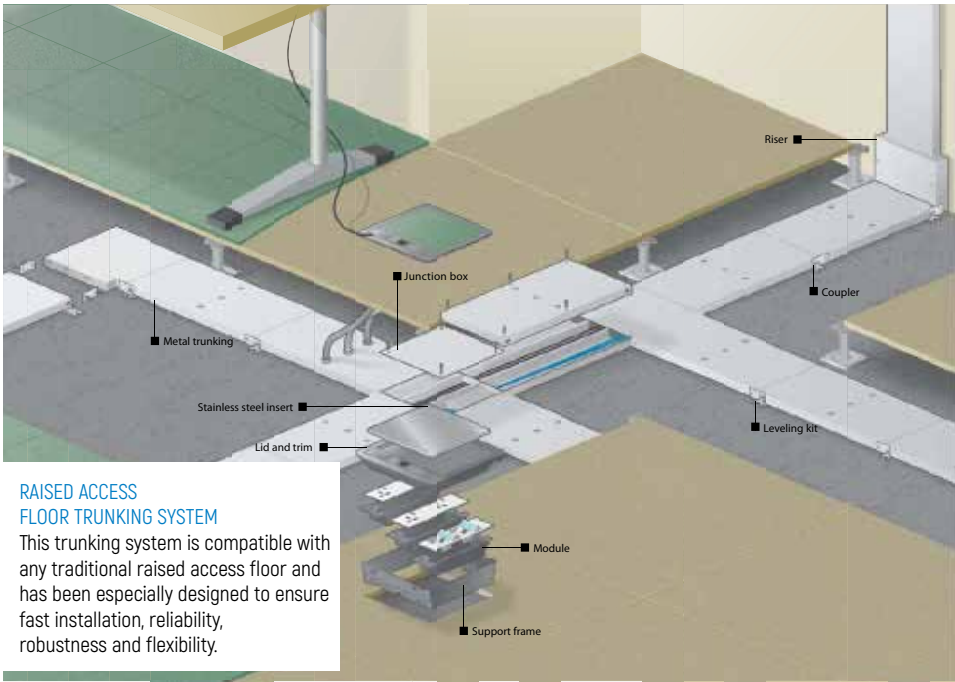
8- Connect wiring and fix the wiring accessory plates onto the backbox. Earth the system



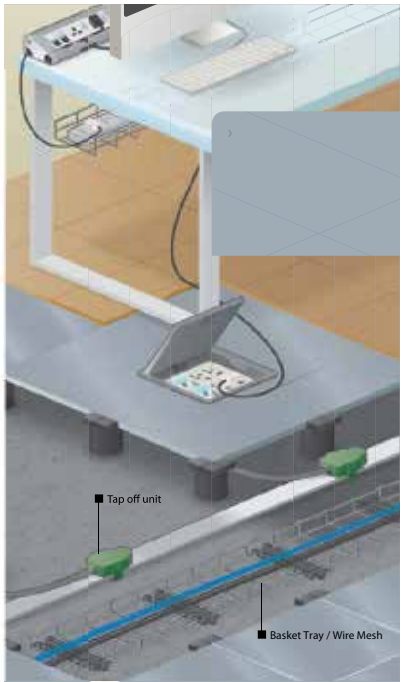
9- Fit carpet and clip the lid and trim onto the backbox (push and fit principle)



RAISED ACCESS FLOOR SYSTEM


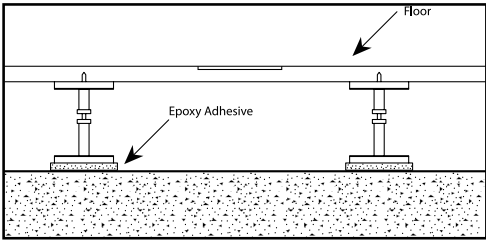


RAISED ACCESS FLOOR TRUNKING SYSTEM
 This trunking system is compatible with any traditional raised access floor and has been especially designed to ensure fast installation, reliability, robustness and flexibility.



RAISED ACCESS FLOOR SYSTEM

Different solutions for all your projects integrating raised access floor allow you to make well organised and functional offices and save time and money during installation or future reconfiguration. Our solutions have been designed for reliability, ease of installation and maximum flexibility.



Floor Boxes

Conforms to IEC 60670-23 and to BS EN 50 085-2.2

Compatible with dush door trunking systems ,screed door systems and raised access door trunking systems.

For Carpet



3 and 4 compartment floor boxes



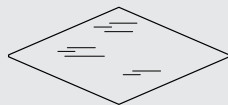
Flexible cable exits

Rigid cable exits

Lid and trims for carpet. To be fitted on either:

- Modular backbox or full backbox for raised floor
 - Support plate for flush floor trunking
 - Screed floor backbox
- To be equipped with dedicated socket outlets, Arteor wiring accessories or 6C modules

Stainless steel insert for lid
to be used instead of fitting carpet onto the lid.
For 3 and 4 compartments



For Tiles / Marble

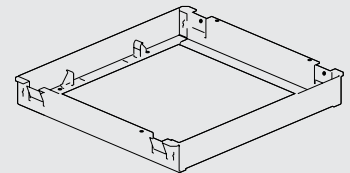
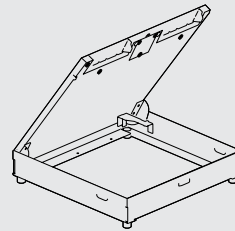


Lid and trim for floor boxes :

To be installed in backbox for screed floor system.
To be equipped with dedicated socket outlets

- Specific backbox

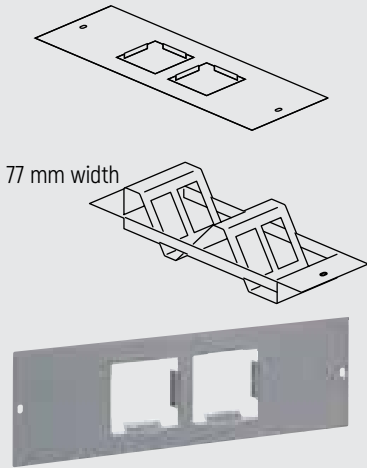
For installation of floor boxes in screed floor systems.



Empty Wiring Accessories Plates

Support plates for Arteor mechanism

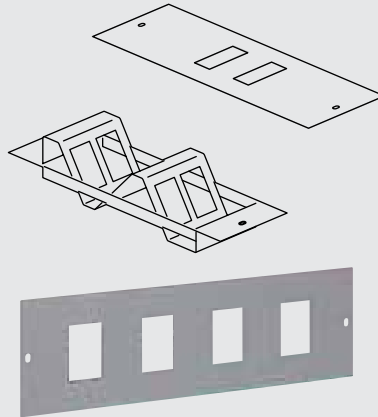
Support plates for integration of



Support plates for 6C modules

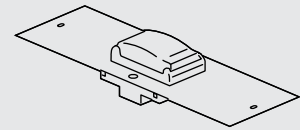
Support plates for integration of 6C modules in floor boxes

- 77 mm width plate
- Flat support plates
- 2 modules (2 x 1 module)
- 4 modules (4 x 1 module)
- Waved support plates
- 2 modules (2 x 1 module)
- 4 modules (4 x 1 module)



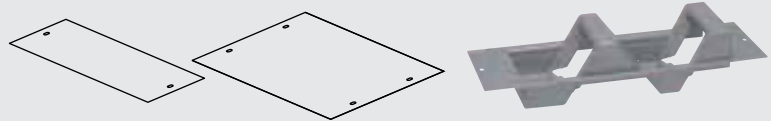
Support plates for Lexic DIN-rail equipment

Support plates for integration of DIN-rail equipment in floor boxes .77 mm width plate supplied with transparent plastic cover to avoid accidental handling (1 or 2 modules)



Blank plates for floor boxes


To cover an unused compartment 77 mm and 154 mm width plate



Installation Guide



1- Cut a slot with template in the panel .



2- Fix base unit to the panel with countersunk screws



3- Install the accessories plates



4- Lay the carpet on the raised floor



5- Mount trap and frames .



6- Lay the carpet in the recess of the trap.

RAISED ACCESS FLOOR SYSTEM

Floor Boxes Installation

Installation Principle

Lid and trim can be used for all applications: screed, flush and raised access floor systems. They allow a uniform finish within the project.

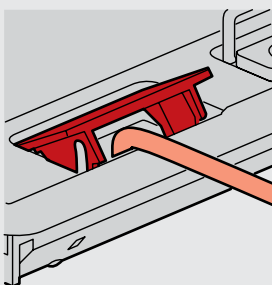
Lid and trim

Lid and trim for floor boxes			
Floor box	Rigid cable exits	Flexible cable exits	Stainless steel insert

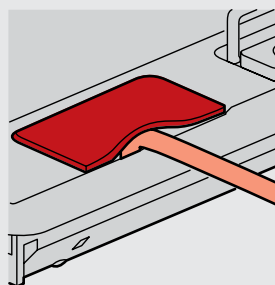
Lid and trim is available in 2 different sizes
(3 compartments or 4 compartments)

Rigid and flexible cable exits

Rigid and flexible cable exits: maximum cable capacity 4 cables $\varnothing 7$ mm + 3 cables $\varnothing 11$ mm. Both systems provide maximum protection for cables. Flexible exit does not require closing when not in use



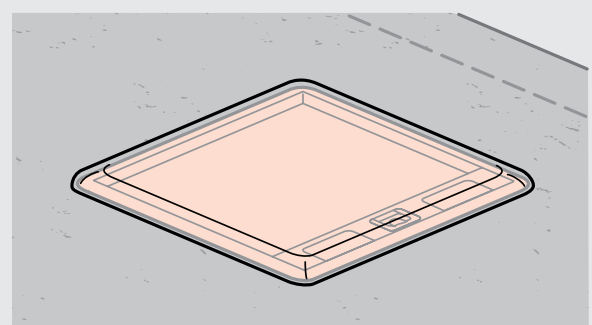
Rigid cable exits



Soft cable exits

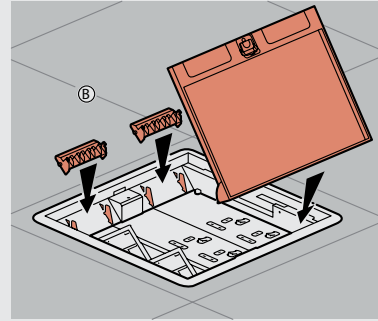
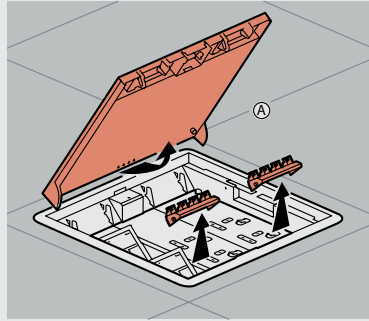
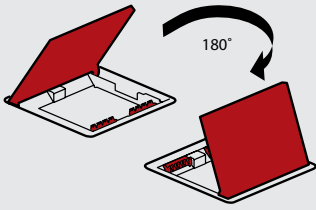
Site protection cover

Lid and trim comes with a building site protection to avoid damages during installation. This site protection has to be removed to access the floor box and can be repositioned afterwards. Site protection cover has to remain on the floor box until hand-over of the project



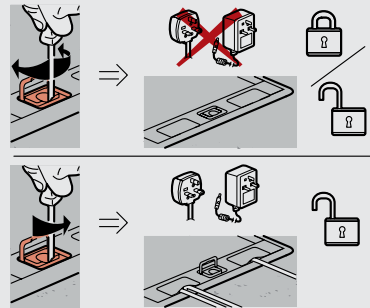
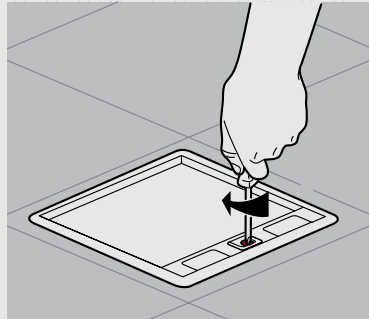
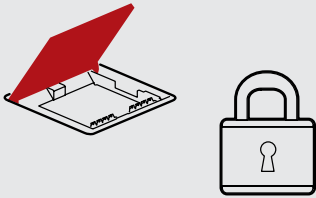
Reversible Lid

The lid is reversible (180°) to adapt to office furniture reconfiguration

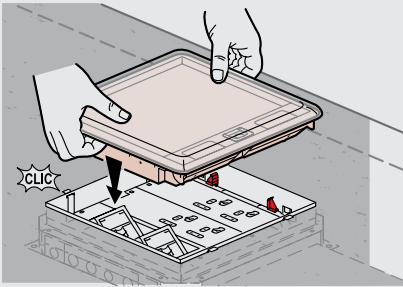


Locking System

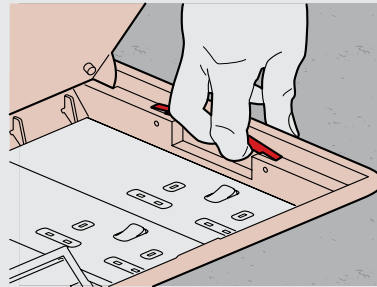
The floor box can be locked by means of a locking system on the lid (hidden under the opening handle). For safety reasons, floor box shall not be locked when in use



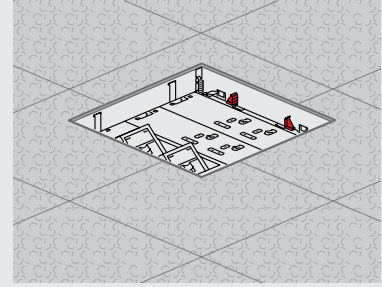
Installation process



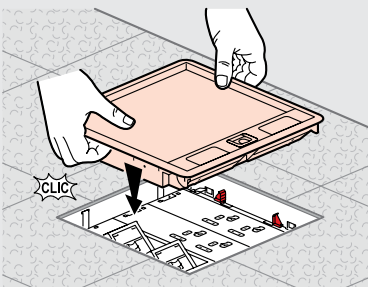
1- Fix the lid and trim directly onto the backbox, push and fit system. Lid and trim can be assembled with backbox even before carpet fitting



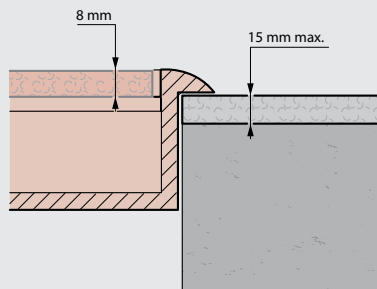
2- To fit carpet, pull the levers on both sides to take out the lid and trim



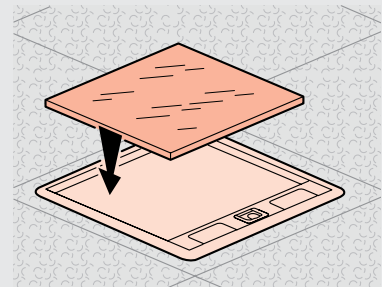
3- Fit the carpet to the backbox edge



4- Push the lid and trim back on to the backbox. The trim will adjust to the carpet thickness




5- Carpet thickness < 15 mm



Stainless steel insert	3 compartments	4 compartments
	6896 92	6896 93

6- Stainless steel insert optional as an alternative to filling the lid with carpet. To fit the stainless steel insert on to the lid, use the double side tape supplied


Installation




1-Determine floor box location and then fasten with bolts and nuts.




2-Peel off the pre-punched knock-outs at the side blank plate before laying the ductings



3-Fasten the side blank plate.



4-Lay the steel mesh at the blank.




5-Screeding.



6-After screeding has cured, use hammer to knock and loosen the disposable lid before hooking it out.

Service Box Installation Guide



7.1- Install accessory plates.



8.1 -Mount trap frames and trap cover.



9- Finished floor with carpet

Junction Box Installation Guide

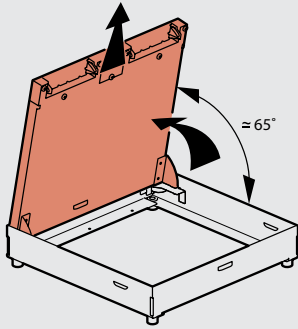


7.2- Mount the trap frame and trap cover.

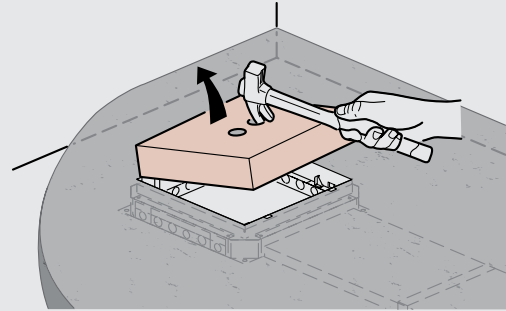


8.2 -Finished floor with carpet

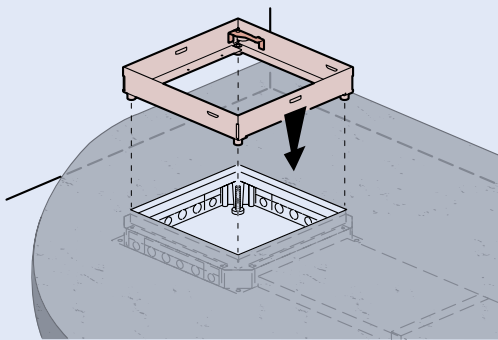
Floor Boxes for Tiles / Marble for Screed Floor



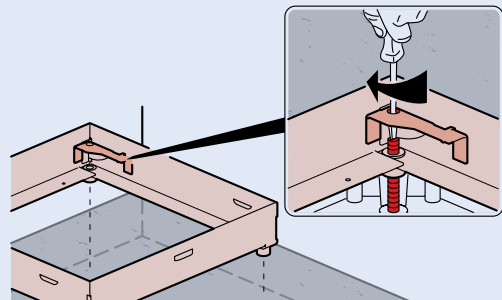
1-To remove the lid from the trim, hold it under an angle of approximately 65° and pull it out



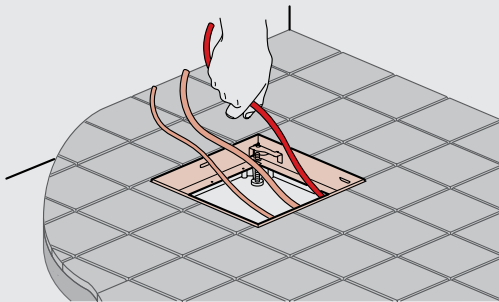
2-Remove site cover protection from backbox



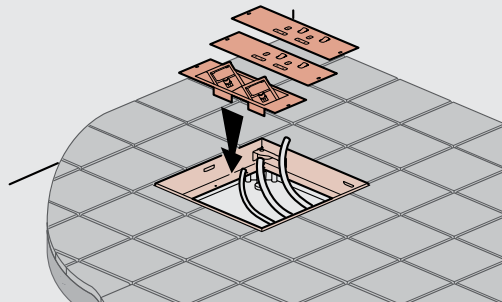
3-Place the trim onto the threaded rods



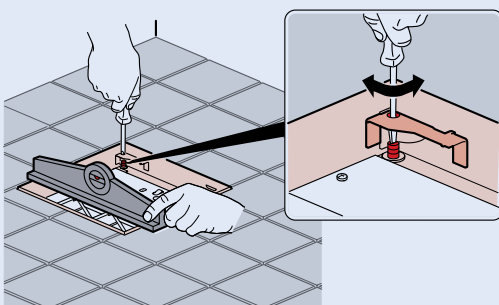
4-Make a rough adjustment to finished floor level by turning threaded rods in each corner with a screw driver



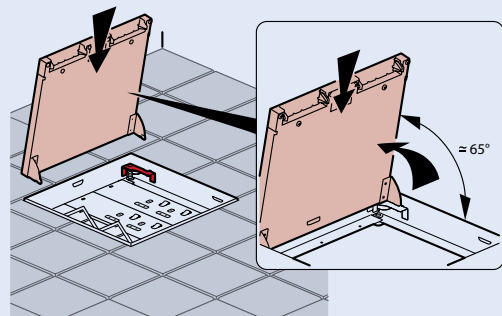
5-Cable the system



6-Tiling should be carried out at this stage



7- Make final adjustment to finished floor level by turning threaded rods in each corner with a screw driver



8- Push the lid back in place by holding it under an angle of approximately 65°

Contact Information

Sales Offices/Entities

KINGDOM OF SAUDI ARABIA unitech.ksa@ikkgroup.com

Jeddah
Tel : +966 12 627 8222

Mak kah/Taif
Tel : +966 12 541 1206

Mad inah
Tel : +966 14 8420959

Yanbu
Tel : +966 14 396 8885

Khamis Mushayt
Tel : +966 17 237 5929

Gizan
Tel : +966 17 321 6660

Riyadh
Tel : +966 11 292 8200

Qassim / Buraidah
Tel : +966 16 316 1122

Tabuk
Tel : +966 14 423 5203

Dammam
Tel : +966 13 859 0097

Hufuf
Tel : +966 13 530 1474

Jubail
Tel : +966 13 361 4390

UNITED ARAB EMIRATES

Dubai - Al Rashidiyah
unitech.dubai@ikkgroup.com
Tel : +971 4 2591 773

Abu Dhabi - Musaffah
unitech.auh@ikkgroup.com
Tel : +971 2 552 3393

BAHRAIN

Manama
unitech.bahrain@ikkgroup.com
Tel : +973 17 874 897

KUWAIT

Kuwait City
unitech.kuwait@ikkgroup.com
Tel : +965 2 2459 984

QATAR

Doha
info@unitech-qatar.com
Tel : +974 4451 3301

OMAN

Muscat
unitech.oman@ikkgroup.com
Tel : +968 24 591 006

LEBANON

Beirut
unitech.lebanon@ikkgroup.com
Tel : +961 1 858 277

EGYPT

Cairo 6th of October City
unitech.egypt@ikkgroup.com
Tel : +20 2 3820 6477

PAKISTAN

Lahore - Punjab
unitech.pakistan@ikkgroup.com
Tel : +92 42 32301578

SFSP Factories

SFSP - KSA
Specialized Factory for Steel Products
sfsp.jeddah@ikkgroup.com

3rd Industrial City / Jeddah
Tel : +966 12 637 4482

SFSP / UAE
SIGMA Factory for Steel Products
sfsp.uae@ikkgroup.com

DIC (Dubai Industrial City)
Tel : +971 4 818 1919

SFSP / EGYPT
Specialized Factory for Steel Products
sfsp.cairo@ikkgroup.com

6th of October City Giza
Tel : +20 2 3820 6477

SFSP / LEBANON
Specialized Factory for Steel Products / s.a.r.l
sfsp.lebanon@ikkgroup.com

Tanayel, Bekaa
Tel : +961 8 514 290

Engineering & Design

GERMANY
unitech.germany@ikkgroup.com

United Deutschland GmbH
Stuttgart, Germany
Tel : +49 711 6868 7222

Marketing & Multimedia

Multi-D s.a.r.l
multi-d@ikkgroup.com

Multi-D
Beirut, Lebanon
Tel : +961 1 841 155

