

ELECTRICAL POWER TOOLS

AEG Electrical Power Tools comprise the following range: Hammers, drills, percussion drills and diamond drills, screwdrivers and battery tools, wall chasers, angle grinders and straight grinders, jig saws and circular saws and many more to address the most diverse applications in wood, metal, concrete and block.

AEG also has its own range of innovative, high-quality accessories designed to perfectly complement AEG power tools.

www.aeg-pt.com



HAMMER SYSTEMS

ROTARY HAMMERS
COMBI HAMMERS
LARGE DEMOLITION HAMMERS

METALWORKING

SMALL ANGLE GRINDERS
LARGE ANGLE GRINDERS
METAL CHOPSAW

DRILLING SYSTEMS

PERCUSSION DRILLS
WALL CHASER
BATTERY DRILLING

WOODWORKING

JIGSAWS
CIRCULAR SAW
AIR BLOWER
HEAT GUN


ROTARY HAMMERS

BH 22 E SDS-PLUS ROTARY HAMMER

- Powerful 650 watt motor
- 22 mm drilling capacity in concrete
- Safety clutch for user protection
- Variable speed electronics for better control
- Hammer action stop for drilling in wood or metal
- Forward and reverse mechanisms



Article No. 4935 4114 80



KH 24 E SDS-PLUS COMBI HAMMER

- Powerful 720 watt motor
- 24 mm drilling capacity in concrete
- Rotary stop for light chiselling applications
- Variable speed electronics for better control
- Hammer stop function for drilling in wood or metal
- Forward and reverse mechanisms
- Soft grip handle for comfort



Article No. 4935 3875 00



KH 24 XE SDS-PLUS COMBI HAMMER

- Powerful 720 watt motor
- 24 mm drilling capacity in concrete
- Rotary stop for light chiselling applications
- FIXTEC quick change chuck
- Safety clutch for user protection
- Variable speed electronics for better control
- Hammer stop function for drilling in wood or metal
- Forward and reverse mechanisms
- Soft handle grip for comfort



Article No. 4935 3875 16



KH 26 XE SDS-PLUS COMBI HAMMER

- Powerful 800 watt motor
- 26 mm drilling capacity in concrete
- Rotary stop for light chiselling applications
- Safety clutch for user protection
- Variable speed electronics for control
- Hammer stop function for drilling in wood or metal
- Forward and Reverse mechanisms



Article No. 493 542 8180



COMBI HAMMERS

PN 3500 X SDS-PLUS COMBI HAMMER

- Powerful 750 watt motor
- 30 mm drilling capacity in concrete
- Rotary stop for light chiselling applications
- Soft hammer mode reduces blow energy and speed for control in chiselling applications
- FIXTEC quick change tool system
- AVS anti-vibration system significantly reduces vibration
- Safety clutch for user protection
- Hammer stop function for drilling in wood or metal



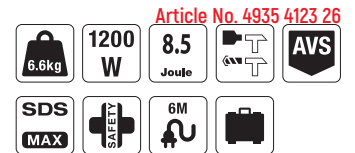
Article No. 4935 4122 10



COMBI HAMMERS

KH 5 E SDS-MAX COMBI HAMMER

- Powerful 1200 watt motor
- 40 mm drilling capacity in concrete
- Rotary stop for chiselling applications
- Soft hammer mode reduces blow energy and speed
- AVS anti-vibration system significantly reduces vibration
- Safety clutch for user protection
- Soft start for precise start of drilling/ chiselling
- Service light provides in-time notice for worn out brushes

**KH 5 G** SDS-MAX COMBI HAMMER


- Powerful 1100 watt motor
- 7.5 J blow energy
- 40 mm drilling capacity in concrete
- Rotary stop for chiselling applications
- Safety clutch for user protection
- Soft start for precise start of drilling/chiselling

**MH 5 E** SDS-MAX CHIPPING HAMMER

- Powerful 1200 watt motor
- 8.5 J impact energy for effortless chipping
- Soft hammer mode reduces blow energy and speed for control in chiselling applications
- AVS anti-vibration system significantly reduces vibration
- Soft start for precise start of chiselling
- Service light provides in-time notice for worn out brushes

**MH 5 G** SDS-Max Tradesmann Chipping Hammer

- Best power to weight ratio in its class
- 2 mode SDS-Max chipping hammer
- Multi position chisel function gives 12 different positions to optimize working angle
- Robust magnesium gear housing for tough environments, exact seat fitting of gear components for better cooling
- Low vibration construction enhances usage time per day
- Soft grip side handle

**KH 7 E** SDS-MAX COMBI HAMMER

- Powerful 1500 watt motor
- 45 mm drilling capacity in concrete
- Rotary stop for chiselling applications
- Service light provides in-time notice for worn out brushes
- FIXTEC quick change tool system
- Safety clutch for user protection
- AVS anti-vibration system
- Soft start for precise start of drilling/chiselling



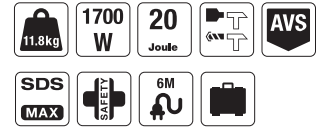
COMBI HAMMERS

PN 11 E SDS-MAX LARGE COMBI HAMMER

- Powerful 1700 watt motor
- 20 J impact energy for heavy demolition applications
- 50 mm drilling capacity into concrete
- Variable speed electronics
- AVS anti-vibration system significantly reduces vibration
- Safety clutch for user protection
- Soft start for precise start of drilling/ chiselling
- Service light provides in-time notice for worn out brushes
- Automatic cut out carbon brushes
- Soft-grip handles for comfort



Article No. 4935 4124 40



DEMOLITION HAMMER

PM 10 E SDS-MAX LARGE DEMOLITION HAMMER

- Powerful 1600 watt motor
- 20 J impact energy for heavy demolition applications
- Variable speed electronics
- AVS anti-vibration system significantly reduces vibration
- Soft start for precise start of drilling/ chiselling
- Service light provides in-time notice for worn out brushes
- Automatic cut out carbon brushes
- Soft-grip on handles for comfort



Article No. 4935 4124 18



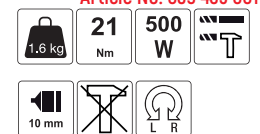
PERCUSSION DRILL

SBE 500 R PERCUSSION DRILL

- Compact ergonomic design offers excellent handling
- Electronics with variable speed preselection
- Hammer action stop for rotary drilling
- Reverse action mechanisms



Article No. 039 435 001

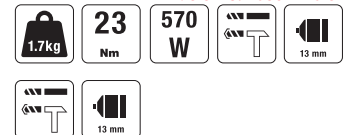


SBE 570 R PERCUSSION DRILL

- Compact and powerful 570 watt motor
- Compact ergonomic design offers excellent handling
- Variable speed control with forward & reverse mechanism
- Hammer action stop for rotary drilling
- 13 mm metal keyed chuck



Article No. 4935 4126 81



SBE 580 R PERCUSSION DRILL

- Compact and powerful 580 watt motor
- Compact ergonomic design offers excellent handling
- Variable speed control with forward & reverse mechanism
- Hammer action stop for rotary drilling
- 13 mm metal keyed chuck



Article No. 4935 4126 81



PERCUSSION DRILL

SB2 700 PERCUSSION DRILL

- Strong 700 watt motor
- Hammer action stop
- Safety clutch for user protection
- 2-speed gearbox
- Ergonomic soft-grip design for comfort
- Full insulated gear box



Article No. 4935 3424 17



SB2E 850 RZ PERCUSSION DRILL

- 850 Watt powerful 2 speed percussion drill
- 10 mm shorter than the previous version (235 mm OAL)
- Large switch with speed dial for drilling or light mixing
- Large metal gear case for maximum durability
- 13 mm metal chuck
- Ergonomic soft-grip design for comfort



Article No. 030317002



SB2E 1100 RVZ PERCUSSION DRILL

- Powerful 1100 watt motor
- Anti vibration system for better comfort of use
- Large metal gear case for maximum durability
- Metal chuck 13 mm
- Ergonomic soft-grip design for comfort



Article No. 4935447385



SB 20 2E PERCUSSION DRILL

- Compact and powerful 750 watt percussion drill
- AVS anti-vibration system for more comfortable use
- Safety clutch for user protection
- 2-speed gearbox for increased torque and versatility
- Ergonomic soft-grip design for comfort
- Variable speed control with forward / reverse mechanism
- Hammer action stop for rotary drilling
- 13 mm metal keyless chuck



Article No. 03017001 3



WALL CHASER

MFE 1500 WALL CHASER

- Powerful 1500 watt motor
- Electronics with thermal overload protection and soft start
- Variable and adjustable cutting depth for accurate results
- Variable cutting width for versatility
- Bayonet adaptor for dust extraction
- Spindle lock



Article No. 4935 4136 05



DRYWALL SCREWDRIVER

S 4000 E SCREW DRIVER & MORSE TAPER

- Powerful 720 watt motor for increased productivity
- Compact high drilling screwdriver for drywall application
- Full metal gearbox for durability
- Easily adjustable depth-setting nosepiece for consistent fastener depth
- Forward and reverse mechanism
- Ergonomic design and soft-grip for comfortable handling
- 1/4" hex bit reception
- Belt clip



CORDLESS TOOLS

LMG 50 Laser distance meter

- Point and shoot system - one person measuring
- Area, volume, height and width measurement
- Pythagoras 3 types
- Large and easy to read 3 line LCD graphical display
- Measuring pin for corner measurement
- Memory recall for last 10 measurements
- IP54 water & dust protection
- Extremely slim LDM
- Rubber overmold for a perfect handling
- Large rising buttons with intuitive positioning
- Indirect surface measurement



BATTERY DRILLS

BS 12C2 V DRILL/ DRIVER 12

- Compact pocket drill/screwdriver
- 17 stage torque adjustment with additional drilling stage
- 2 Speed gearbox for wide range of applications
- Industrial metal gearbox and gears for superior durability
- FIXTEC spindle lock and keyless 10mm chuck
- Electronic switch with variable speed
- Built in LED light illuminates the work surface



Article No. 493 541 1530




BS 12G2 V DRILL/ DRIVER 12

- Compact pocket drill
- 24-stage torque adjustment for complete control
- 2 Speed gearbox for wide range of applications
- Industrial metal gearbox and gears for superior durability
- FIXTEC spindle lock and keyless 10mm chuck
- Electronic switch with variable speed



Article No. 4935431985



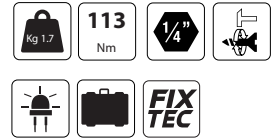
BATTERY DRILLS

BS 14G2 V DRILL/DRIVER 14.4

- Compact pocket drill/screwdriver
- 24 stage torque adjustment with additional drilling stage
- 2 Speed gearbox for wide range of applications
- Industrial metal gearbox and gears for superior durability
- FIXTEC spindle lock and keyless 13mm chuck
- Electronic switch with variable speed
- Built in LED light illuminates the work surface



Article No. 4935431988



SMALL ANGLE GRINDER

WS 6 - 100 Angle Grinder "4

- Compact powerful 670 watt
- Metal gearbox for durability
- Spindle lock
- Directed air exhaust
- Flat metal gear head for excellent visibility of work piece
- Protected air inlets



Article No. 0390 7500 8



WS 6 - 115 Angle Grinder "4.5

- Compact powerful 720 watt
- Metal gearbox for durability
- Directed air exhaust
- Gear head rotates at 90° intervals for added versatility
- Flat metal gear head for excellent visibility of work piece
- Protected air inlets
- Spindle lock



Article No. 0391 8000 8



WS 9 - 115 Angle Grinder "4.5

- Powerful 900 watt motor with outstanding performance
- Machined metal gears for best durability
- Flat metal gear head for excellent visibility
- Cooling slots on the side & back to prevent overheating
- AVS side handle for low vibrations and less strain on user
- Burst resistant keyless safety guard for guard adjustment



Article No. 4935419380



WS 11 - 115 Angle Grinder "4.5

- Powerful 1100 watt motor with outstanding performance
- Machined metal gears for best durability
- Flat metal gear head for excellent visibility
- Cooling slots on the side and back to prevent overheating
- AVS side handle for low vibrations and less strain on user
- Burst resistant keyless safety guard for guard adjustment



Article No. 4935419400



SMALL ANGLE GRINDER

WS 2200 - 180 Angle Grinder "7"

- Superior performance with the 2200 watt motor
- Flat metal gear head for excellent visibility
- Compact, ergonomic design with softgrip on main handle for more comfortable work
- External brush doors for fast brush replacement



Article No. 493 542 8506



WS 2200 - 230 Angle Grinder "9"

- Superior performance with the 2200 watt motor
- Flat metal gear head for excellent visibility
- Compact, ergonomic design with softgrip on main handle for more comfortable work
- External brush doors for fast brush replacement



Article No. 493 542 8510



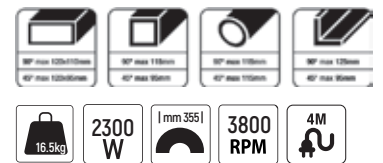
METAL CHOPSAW

SMT 355

- Powerful 2300 watt motor
- 0° - 45° mitre capacity with quick release mitre clamp
- Spindle lock for easy wheel and accessory changing
- Deflector protects the user from sparks
- Oversize guard for added safety
- On board wrench storage
- Rubber feet for greater stability



Article No. 0892 1012 5



RECIPROCATING SAW

US 900 XE

- Powerful 900 watt motor
- FIXTEC for fast and easy blade change
- Pendulum function with 19 mm stroke length, for more powerful and faster cutting progress
- Ergonomic soft-grip handle design for comfort



Article No. 4935419610



JIGSAW

STEP 70

- Powerful 500 watt motor
- 4-Stage pendulum adjustment for best cutting
- Electronics with variable preselection of stroke rate, for perfect work in different materials



Article No. 49354129 00



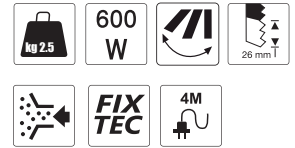
TOPHANDLE JIGSAW

STEP 1200 BX

- Powerful 600 watt motor
- Patented FIXTEC system for changing saw blades in sec.
- 4-Stage pendulum adjustment
- Variable speed electronics for control
- AVS anti-vibration mechanism for user comfort
- Ergonomic top handle design with integrated soft-grip
- Sawdust blower keeps cutting line clear for accuracy
- Base plate can be moved backwards for sawing on edges



Article No. 4935 4128 19



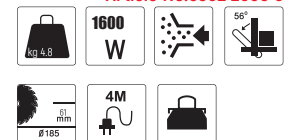
CIRCULAR SAW

KS 66 C

- Powerful 1600 watt motor for heavy duty applications
- 56° bevel capacity with 45° positive stop
- Magnesium guards offer lightweight high strength
- Full length kerf indicator for accurate cutting
- Externally accessible brushes for easy replacement
- Integrated dust blower keeps cut line clear for accuracy
- Soft-grip handle for comfort



Article No.0302 2600 6




KS 66-2

- Powerful 1600 watt motor for heavy duty applications
- 56° bevel capacity with 45° positive stop
- Magnesium guards offers lightweight high strength
- Full length kerf indicator for accurate cutting
- Externally accessible brushes for easy replacement
- Integrated dust blower keeps cut line clear for accuracy
- Soft-grip handle for comfort



Article No.4935446675



TABLESAW

TS 250 K

- Powerful 1800 watt motor
- 4800 rpm for effortless accurate cutting
- 90 mm cutting depth (62 mm at 45°)
- Dual clamping parallel fence for high stability & accuracy
- Overload protection ensures durability
- Soft start



Article No. 4935419265



AIR BLOWER

GM 600 E

- Variable speed control switch to adjust the airflow as per the cleaning job.
- High quality vacuum bag for effective dust collection.
- Lock on Switch for continuous work.



Article No. 4935 4281 50



HEAT GUN

HG 560 D

- 1500 watt air blower with two settings (300°/ 560°)
- Robust fan for continuous operations
- Non-slip standing surface for stationary use
- Extremely light weight product - 0.85 kg



Article No. 4935441015



PT 560

- 1500 watt air blower with two settings (300°/ 560°)
- Robust fan for continuous operations
- Non-slip standing surface for stationary use



Article No. 3924 6004

