


Specialized Factory for Steel Products  
SIGMA Factory for Steel Products



# UNDERFLOOR TRUNKING CATALOGUE




[www.ikkgroup.com](http://www.ikkgroup.com)


# INDEX

## Underfloor Trinking Catalogue

- About SFSP	4
- Underfloor Trunking	20
- Flush Floor Trunking System	24
- Screed Floor Trunking System	34
- Raised Access Floor System	44
- Contact Us	54



[www.sfsp-ikk.com](http://www.sfsp-ikk.com)



**ABOUT  
SFSP**





Specialized/Sigma Factory for Steel Products (SFSP) was first established in KSA in 1989 and has been expanding ever since through a variety of products and through its geographical presence.

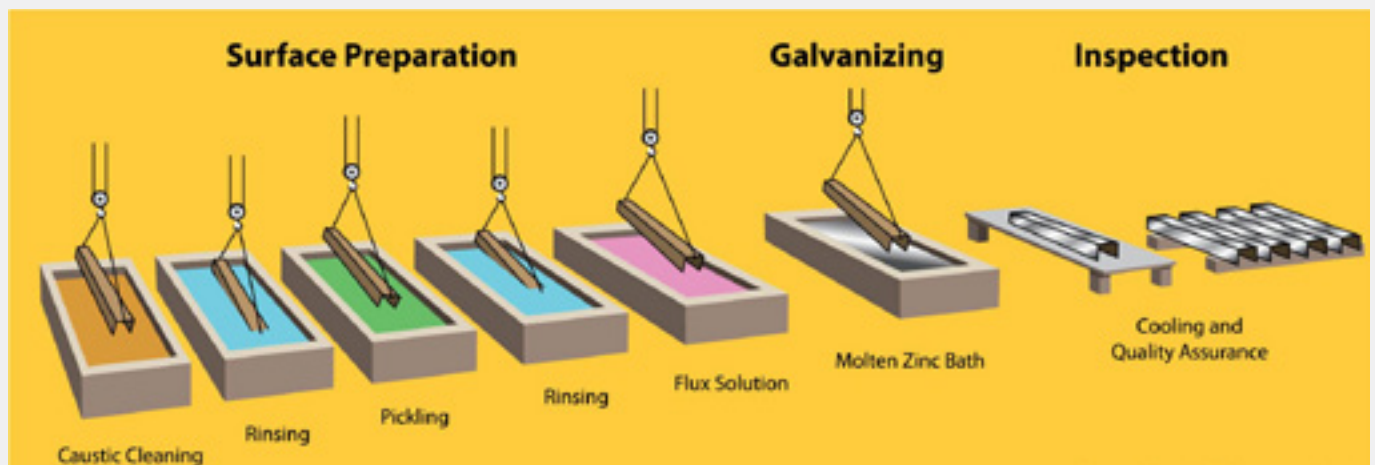
Production at the factory is observed using modern practices of manufacturing methods in the steel construction industry with a definite compliance to international standards of fabrication.

SFSP has manufacturing facilities in KSA, UAE, Egypt, and Lebanon. SFSP adapts quickly and easily to market demands and requirements. The factory is operating a top of the line production machinery, fully automated with highest technology to ensure quality and maintain speed with delicacy.

Quality at SFSP is uncompromised; the factories have been able to acquire ISO 9001: 2008 Quality Management System, ISO 14001:2004 Environmental Management certified factory, and OHSAS 18001:2007 Occupational, Health and Safety Management factory.

## HOT-DIP GALVANIZATION

SFSP has an in-house state of the art Hot-Dip Galvanization facility, which permits a full control of the quality of its finished products, offering better services to our clients globally.





## Specialized Factory for Steel Products Co. Ltd

[www.sfsp-ikk.com](http://www.sfsp-ikk.com)

Specialized Factory for Steel Products Co., Ltd, which is part of Isam Khairi Kabbani Group of companies is a leading fabricator of steel construction products serving the kingdom of Saudi Arabia since 1989.

The factory operates under TQM ISO modules, using the latest modern technology in the steel fabrication and manufacturing industry in conformity with International standards for safety and in compliance with the environmental regulations in the Kingdom.

The factory has inaugurated its new manufacturing facilities which is located in the 3rd Industrial Area of Jeddah with a total built facilities of 37,000 squared meters.



The facilities include two manufacturing areas, a hot dip galvanization advanced section, warehousing areas and administrative building. The project is an advanced environmental low emissions factory built with a definite consideration of the safety of its workers and visitors.





## TECHNICAL SERVICES

A crucial factor in the job of a factory is to provide continuous technical services and consultations. That's why SFSP has invested in a professional team of researchers and specialists.


SFSP has recruited brilliant graduates and experienced engineers having the appropriate knowhow on the on latest technology changes and development in the steel building materials industry.

The product range is developed and updated according to the relevant standards of fabrication across markets, whilst the business processes are evaluated to achieve maximum efficiency.

### SFSP R&D Core Objectives

- Carry out responsibilities effectively in a safe and healthy work environment.
- Develop and implement research programs relevant to the products and solutions introduced and ensure that the results are communicated clearly in-house and among the clients , concisely and accurately.

## DESIGN AND ENGINEERING OFFICE - GERMANY



Unitech Deutschland GmbH is the design office of Unitech for Building and Construction Materials and is situated in Stuttgart, Germany.

Proof for Steel Cable Tray or Cable Trunking			
(CIN 15.030 for Steel)			
Page 1			
allowed Types of side heights: RFI, RPD, CTI and CTD: YES STR: NO			
Load on C-Tray / Trunking			
calculated as an continuous beam $l = 1.2 \text{ m}$			
Distance of Supports Load on Cable Tray			
Cable Tray Sec 5:			
*** Center Load only possible for $wf \leq 300 \text{ mm}$ !!			
SN	Mechanical Properties	Equations	Figures unit
1	Type of materials used	$DIN 50153$	S 235 JR02
2	Allow. 0.2 Yield Stress up to 50°C	$F_{0.2} = F_{0.2} / 1.5$	21.82 N/mm <sup>2</sup>
3	Allow. Shear Stress		12.60 N/mm <sup>2</sup>
4	Allow. Deflection	$l/200$	6.00 mm
5	Modulus of Elasticity		21 000 N/mm <sup>2</sup>
Applied Loads			
1	Distance of Supports	$D =$	120.00 cm
2	Self Weight Cable	$W_{cable}$	1.74 N/mm
3	Self Weight Cable Tray	$W_{tray} <$	0.02 N/mm
4	Self Weight	$W_{tray} = W_{cable} + W_{tray}$	1.76 N/mm
Design of Elements			
1	Cable Tray / Trunking		
1	Description	Equations	Figures unit
Structural Properties of Sec. 5			



## SOCIAL RESPONSIBILITY

Being socially responsible is a part of who we are and how we do our business. We aim to provide useful products and services, to provide jobs and development opportunities for our communities, and to gain satisfaction through meaningful work.

We make a difference by acting on the values and principles of our societies and we inspire others to do so. At SFSP, we anticipate and reduce threats caused by environmental changes or natural disasters, and we are well adapted to significant social changes.

We contribute to a more sustainable society by means of value and support to our consumers, supply chains, and stakeholders. We are keen to identify ways they can improve our impacts on the people and places we work and live in, and thereby become more valuable and valued members of society.

- Organizational governance: We promote accountability and transparency at all levels, thus, promoting responsibility
- Human care: We treat individuals with respect; and make efforts to help members of vulnerable groups
- Labor practices: We provide just, safe and favorable conditions to workers
- Environment: At SFSP, we identify and improve environmental impacts of our operations, including the resource use of natural resources and waste disposal.



- Fair operating practices: Practicing accountability and fairness in dealings with other businesses

At SFSP, we are committed to continuous improvement ongoing learning, process review and innovative thinking that foster new initiatives; and better practices. Our environmental programs evolve to meet today's changing needs while; protecting resources for future generations.

## HEALTH AND SAFETY

The Factory Management regard the health and safety of the employees, clients and all others that may be affected by their operations to be of a major importance.

In support of this, the management promotes health and safety throughout the Factory's operations and endeavour to engender a positive attitude in all employees towards the prevention of accidents and maintenance of healthy working arrangements.

The Factory satisfies the requirements of the Health, Safety and related legislation by setting out the responsibilities of all levels of staff and the arrangements for carrying out those responsibilities and in particular do what is reasonably practicable to:

1. Maintains safe & healthy working conditions.

2. Ensures that all facilities and equipment are safe and properly maintained.
3. Provides products that can be applied and used safely and without risk to health.
4. Provides and maintain working procedures, that are safe and without risk to health, throughout the its operations in respect of:
  - The use, handling, storage, transports and disposal of materials and substances.
  - The use of factory equipment.
  - Potential emergency situations, including first aid, fire and escape of substances.
5. Ensure the competence of employees.

**The factory is an OHSAS 18001:2007 Occupational, Health and Safety Management certified Factory.**



## ENVIRONMENTAL AWARENESS

### SFSP is committed to the following:

- Compliance with all statutory and regulatory requirements related to its activities, products and services and the environmental aspects.
- Identifying quality and environmental objectives by review and audit of the processes both in-house and on-site.
- Formally setting objectives based on the results of the process reviews and their significance in relation to their impact on the environment and the continual improvement of the quality and environmental management system.
- Implementing management programs to achieve these objectives.
- Investing in a well-trained and motivated workforce.
- Working closely with suppliers and customers to ensure mutual understanding and benefits of the environmental aspects consideration.
- Reviewing our policy and objectives as part of the Management Review Process.
- Communicating this policy to all persons working for or on behalf of the organization.
- Preventing and minimizing Pollution to the environment.



SFSP operates under environmental management system certification BS EN ISO 14001:2004 and maintain it through registration and annual review.



SFSP facilities are equipped with the most technologically advanced machinery amongst are Laser Cut Machines, Robot Bending Sets, Welding Robot Sets, sophisticated Cable Management Production Lines, as well as Specialized Industrial Sections for its Hot Dip Galvanization facilities.






## CNC MACHINES



WELDING  
ROBOT  
SETS



CNC  
PUNCHING



FIBER LASER  
CUT



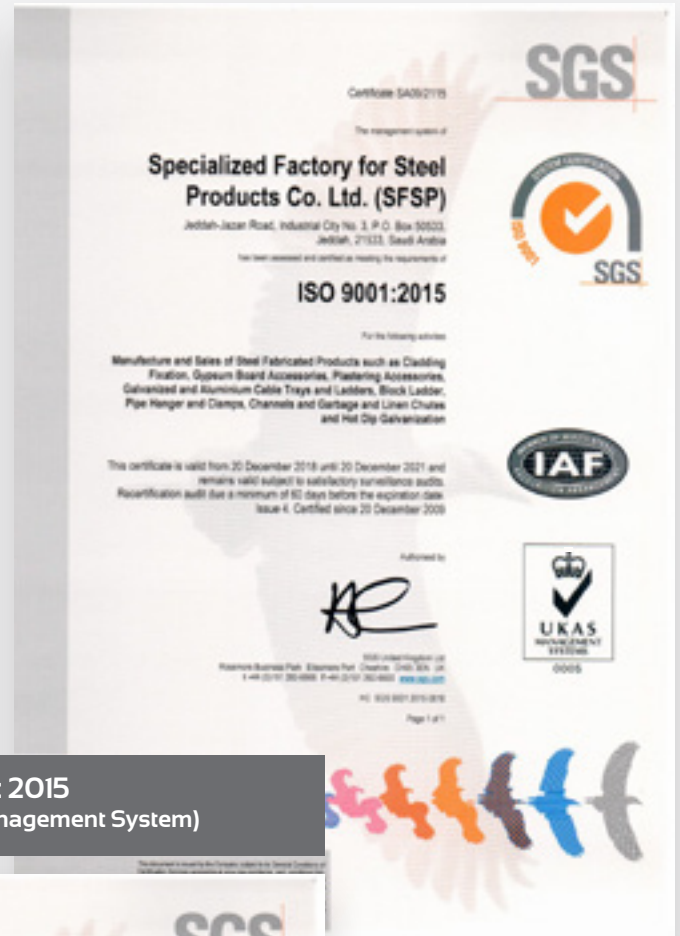
ROBOTIC  
BENDING  
CELL

## SFSP CERTIFICATION

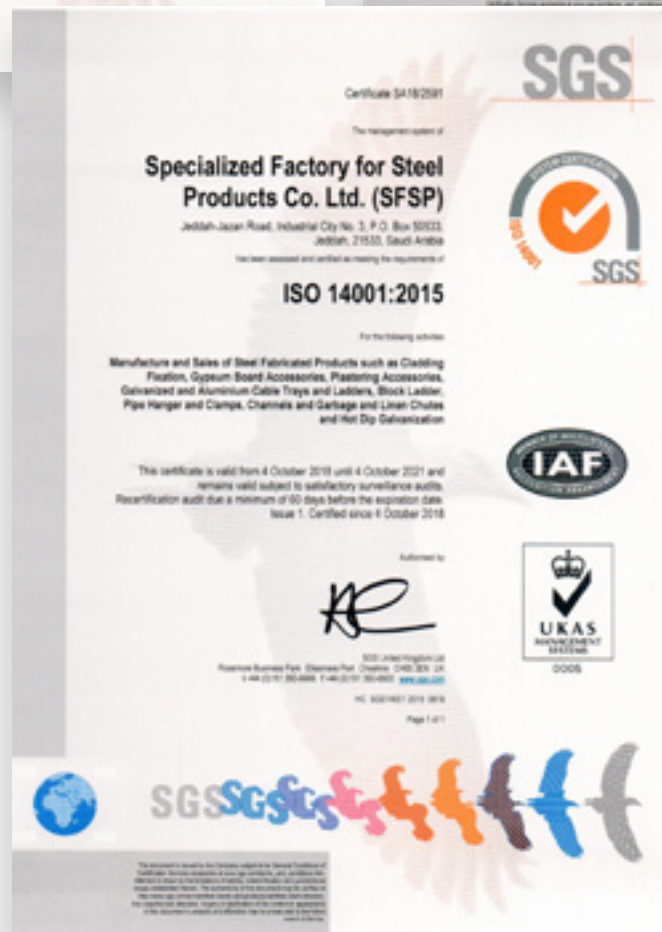
### ISO 45001: 2018 (Occupational Health & Safety)



### ISO 9001: 2015 (Quality Management Systems)



### 14001: 2015 (Environmental Management System)





## STD 096 (Q-Mark Certificate)



### CERTIFICATE OF REGISTRATION

This is to certify that

**Sigma Factory for Steel Products**  
P.O. Box 37991  
Dubai Industrial City  
Dubai  
United Arab Emirates

Meets the requirements of the Exova BM TRADA Q-Mark International Fire Door Manufacture scheme to STD 096 - Issue 3 - 01/12/2015 which only operates in Bahrain, Egypt, Iraq, Jordan, Kuwait, Lebanon, Libya, Oman, Qatar, Saudi Arabia and The United Arab Emirates for the products on the attached schedule

Karen Prendergast  
Sector Director - Certification  
Exova BM TRADA

Certificate Number

476

Date of Initial Certification

16 June 2014

Date of last Issue

13 October 2017

Date of Expiry

15 June 2020

Exova (UK) Ltd, (T/A Exova BM TRADA), Chiltern House, Stocking Lane, High Wycombe, Buckinghamshire, HP14 4AB, UK  
Registered Office: Exova (UK) Ltd, Lochend Industrial Estate, Newbridge, Edinburgh EC2B 8PL, United Kingdom. Reg No. SC059425.  
This certificate remains the property of Exova (UK) Ltd. This certificate and all copies or reproductions of the certificate shall be returned to Exova (UK) Ltd or destroyed if requested. Further certification regarding the scope of this certificate and verification of the certificate is available through Exova BM TRADA or at the above address or at [www.exovabmtrada.com](http://www.exovabmtrada.com)  
The use of the UKAS accreditation mark indicates accreditation in respect of those activities covered by the accreditation certification 012  
Auditee clients - The scope of certification shown above includes the participating sites shown on the registration schedule  
Page 1 of 2

## ISO 14001: 2015 (Environmental Management System)



### CERTIFICATE OF REGISTRATION

This is to certify that

**Sigma Factory for Steel Products**  
P.O. Box 37991  
Salh Suhaib - 3, 4 Round About  
Dubai Industrial City  
Dubai  
United Arab Emirates

has been audited and found to meet the requirements of standard  
ISO 14001:2015 Environmental Management System

**Scope of certification**  
Trading and Manufacturing of all kinds of Steel related Construction Materials



Karen Prendergast  
Sector Director - Certification  
Exova BM TRADA

Certificate number: 2524

Issue number: 2018-02

Certificate start date: 22 September 2018

Certificate expiry date: 21 September 2021

Date of initial certification: 22 September 2015

Exova (UK) Ltd, (T/A Exova BM TRADA), Chiltern House, Stocking Lane, High Wycombe, Buckinghamshire, HP14 4AB, UK  
Registered Office: Exova (UK) Ltd, Lochend Industrial Estate, Newbridge, Edinburgh EC2B 8PL, United Kingdom. Reg No. SC059425.  
This certificate remains the property of Exova (UK) Ltd. This certificate and all copies or reproductions of the certificate shall be returned to Exova (UK) Ltd or destroyed if requested. Further certification regarding the scope of this certificate and verification of the certificate is available through Exova BM TRADA or at the above address or at [www.exovabmtrada.com](http://www.exovabmtrada.com)  
The use of the UKAS accreditation mark indicates accreditation in respect of those activities covered by the accreditation certification 012

## OHSAS 18001: 2018 (Health & Safety Management System)



### CERTIFICATE OF REGISTRATION

This is to certify that

**Sigma Factory for Steel Products**  
P.O. Box 37991  
Salh Suhaib - 3, 4 Round About  
Dubai Industrial City  
Dubai  
United Arab Emirates

has been audited and found to meet the requirements of standard  
OHSAS 18001:2007 Health & Safety Management System

**Scope of certification**  
Trading and Manufacturing of all kinds of Steel related Construction Materials

Karen Prendergast  
Sector Director - Certification  
Exova BM TRADA

Certificate number: 1006

Issue number: 2018-01

Certificate start date: 22 September 2018

Certificate expiry date: 11 March 2021

Date of initial certification: 22 September 2015

Exova (UK) Ltd, (T/A Exova BM TRADA), Chiltern House, Stocking Lane, High Wycombe, Buckinghamshire, HP14 4AB, UK  
Registered Office: Exova (UK) Ltd, Lochend Industrial Estate, Newbridge, Edinburgh EC2B 8PL, United Kingdom. Reg No. SC059425.  
This certificate remains the property of Exova (UK) Ltd. This certificate and all copies or reproductions of the certificate shall be returned to Exova (UK) Ltd or destroyed if requested. Further certification regarding the scope of this certificate and verification of the certificate is available through Exova BM TRADA or at the above address or at [www.exovabmtrada.com](http://www.exovabmtrada.com)  
The use of the UKAS accreditation mark indicates accreditation in respect of those activities covered by the accreditation certification 012

## ISO 9001: 2015 (Quality Management System)



### CERTIFICATE OF REGISTRATION

This is to certify that

**Sigma Factory for Steel Products**  
P.O. Box 37991  
Salh Suhaib - 3, 4 Round About  
Dubai Industrial City  
Dubai  
United Arab Emirates

has been audited and found to meet the requirements of standard  
ISO 9001:2015 Quality Management System

**Scope of certification**  
Trading and Manufacturing of all kinds of Steel Related Construction Materials



Karen Prendergast  
Sector Director - Certification  
Exova BM TRADA

Certificate number: 5965

Issue number: 2018-02

Certificate start date: 22 February 2018

Certificate expiry date: 22 February 2021

Date of initial certification: 23 February 2015

Exova (UK) Ltd, (T/A Exova BM TRADA), Chiltern House, Stocking Lane, High Wycombe, Buckinghamshire, HP14 4AB, UK  
Registered Office: Exova (UK) Ltd, Lochend Industrial Estate, Newbridge, Edinburgh EC2B 8PL, United Kingdom. Reg No. SC059425.  
This certificate remains the property of Exova (UK) Ltd. This certificate and all copies or reproductions of the certificate shall be returned to Exova (UK) Ltd or destroyed if requested. Further certification regarding the scope of this certificate and verification of the certificate is available through Exova BM TRADA or at the above address or at [www.exovabmtrada.com](http://www.exovabmtrada.com)  
The use of the UKAS accreditation mark indicates accreditation in respect of those activities covered by the accreditation certification 012

# SFSP CERTIFICATION

## BS EN 61537:2007 (KEMA - KEUR Certified For Cable Management Products)

### CERTIFICATE

Issued to:  
Applicant:  
**Isam Kabbani Trading Est. (Unitech)**  
Rashidiya  
Dubai, United Arab Emirates

Manufacturer/Licensee:  
**Sigma Factory for Steel Products (SFSP)**  
Saih Shuaib 3, 4 R/A, Dubai Industrial City,  
Dubai, United Arab Emirates

Product : Cable management system  
Trade name : SFSP  
Types : IE-CT-X-10, IE-CT-X-12, IE-CT-X-15, IE-CT-X-20

The product and any acceptable variation thereto is specified in the Annex to this certificate and the documents therein referred to.

DEKRA hereby declares that the above-mentioned product has been certified on the basis of:  
- a type test according to the standard IEC 61537:2006 and EN 61537:2007  
- an inspection of the production location according to CENELEC Operational Document CIG 021  
- a certification agreement with the number 2156954

DEKRA hereby grants the right to use the KEMA-KEUR certification mark.

The KEMA-KEUR certification mark may be applied to the product as specified in this certificate for the duration of the KEMA-KEUR certification agreement and under the conditions of the KEMA-KEUR certification agreement.

This certificate is issued on: 20 January, 2014 and expires upon withdrawal of one of the above mentioned standards.

Certificate number: 2156954.01

DEKRA Certification B.V.

drs. G.J. Zoetbrood  
Managing Director

H.R.M. Barends  
Certification Manager

© Integral publication of this certificate is allowed

ACCREDITED BY THE  
DUTCH ACCREDITATION  
COUNCIL



DEKRA Certification B.V. Meander 1051, 6825 MJ Arnhem P.O. Box 5185, 6802 ED Arnhem The Netherlands  
T +31 88 96 83000 F +31 88 96 83100 www.dekra-certification.com Registered Arnhem 09085396

## BS EN 61537:2007 (KEMA - KEUR BS Certified For Cable Management Products)

### CERTIFICATE

Issued to:  
Applicant:  
**Isam Kabbani Trading Est. (Unitech)**  
Rashidiya  
Dubai, United Arab Emirates

Manufacturer/Licensee:  
**Sigma Factory for Steel Products (SFSP)**  
Saih Shuaib 3, 4 R/A, Dubai Industrial City,  
Dubai, United Arab Emirates

Product : Cable management system  
Trade name : SFSP  
Types : IE-CT-X-10, IE-CT-X-12, IE-CT-X-15, IE-CT-X-20

The product and any acceptable variation thereto is specified in the Annex to this certificate and the documents therein referred to.

DEKRA hereby declares that the above-mentioned product has been certified on the basis of:  
- a type test according to the standard BS EN 61537:2007 based on IEC 61537:2006  
- an inspection of the production location according to CENELEC Operational Document CIG 021  
- a certification agreement with the number 2156954

DEKRA hereby grants the right to use the KEMA-KEUR BS certification mark.

The KEMA-KEUR BS certification mark may be applied to the product as specified in this certificate for the duration of the KEMA-KEUR BS certification agreement and under the conditions of the KEMA-KEUR BS certification agreement.

This certificate is issued on: 3 February, 2014 and expires upon withdrawal of one of the above mentioned standards.

Certificate number: 2156954.02

DEKRA Certification B.V.

drs. G.J. Zoetbrood  
Managing Director

H.R.M. Barends  
Certification Manager

© Integral publication of this certificate is allowed

ACCREDITED BY THE  
DUTCH ACCREDITATION  
COUNCIL



DEKRA Certification B.V. Meander 1051, 6825 MJ Arnhem P.O. Box 5185, 6802 ED Arnhem The Netherlands  
T +31 88 96 83000 F +31 88 96 83100 www.dekra-certification.com Registered Arnhem 09085396

## UL Certification\* (Cable Trays)

### CERTIFICATE OF COMPLIANCE

Certificate Number: 20150816-E483358  
Report Reference: E483358-20150816  
Issue Date: 2015-AUGUST-16

Issued to: Sigma Factory for Steel Products  
Saih Shuaib 3, 4 R/A Dubai Industrial City  
Opposite DEWA Substation  
Dubai UNITED ARAB EMIRATES

This is to certify that representative samples of CABLE TRAYS  
Steel Channel Cable Tray, Ventilated, Heavy Duty (HCT),  
Very Heavy Duty (VCT) cable trays.

Have been investigated by UL in accordance with the  
Standard(s) indicated on this Certificate.

Standard(s) for Safety: ANSI/NFPA 70, "National Electrical Code" (NEC)  
Additional Information: See the UL Online Certification Directory at [www.ul.com](http://www.ul.com)  
for additional information

Only those products bearing the UL Listing Mark should be considered as being covered by UL's  
Listing and Follow-Up Service.

The UL Listing Mark generally includes the following elements: the symbol UL in a circle, with  
the word "LISTED", a control number (may be alphanumeric) assigned by UL, and the product  
category name (product identifier) as indicated in the appropriate UL Directory.

To confirm the status, validate the above information via the online directory.

Look for the UL Listing Mark on the product.

Signature: [Signature]  
Authorized Representative: [Signature]



## UL Certification\* (Chute Type Fire Doors)

### CERTIFICATE OF COMPLIANCE

Certificate Number: 20170811-R38825  
Report Reference: R38825-20170811  
Issue Date: 2017-AUGUST-11

Issued to: Sigma Factory for Steel Products  
Saih Shuaib 3, 4 R/A Dubai Industrial City  
Opposite DEWA Substation  
Dubai UNITED ARAB EMIRATES

This is to certify that representative samples of CHUTE-TYPE FIRE DOORS  
Chute-type fire door and frame assembly of the insulated  
type, rated up to and including 2 hr, 450°F Temperature  
Rise Rating.

Have been investigated by UL in accordance with the  
Standard(s) indicated on this Certificate.

Standard(s) for Safety: ANSI/UL 10B, Fire Tests of Door Assemblies  
Additional Information: See the UL Online Certifications Directory at  
[www.ul.com/database](http://www.ul.com/database) for additional information

Only those products bearing the UL Certification Mark should be considered as being covered by UL's  
Certification and Follow-Up Service.

Look for the UL Certification Mark on the product.

Signature: [Signature]  
Authorized Representative: [Signature]




## SFSP PRODUCTS

SFSP produces a variety of products ranging from cable management systems; cable trays, cable ladders, basket trays, trunkings and support systems, to mechanical cladding fixations, steel lintels and block work accessories, plasterers' beads, expanded metal and block work reinforcement, strut channel systems, pipe clamps & hangers, gypsum profiles as well as garbage and linen chutes. With the introduction of new machines and the enhancement of production methods, SFSP continues to develop its production methods systematically as well as thoroughly. Its design office in Stuttgart, Germany provides a comprehensive design and calculation case studies, enabling the factory to have the safety factors required for the usage of its products.

### CABLE TRAYS & ACCESSORIES

Cable Trays are designed to meet most requirements of cable and electrical wire installations and comply to local and international standards of fabrications and finishes.



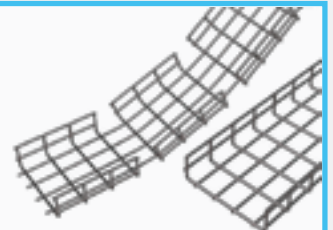
### CABLE LADDERS (WELDED & SWAGED)

Cable Ladders of different side heights are available upon request.



### BASKET TRAYS & ACCESSORIES

SFSP's Basket Tray systems make connections fast and simple with limited need for tools. Its design allows for continuous airflow, and prevents heating up of cables. SFSP's Basket Tray comes in a full range of sizes and is made with high-strength welded steel wires.




### CABLE TRUNKINGS

Cable Trunkings and Accessories are offered in a comprehensive range. Mill galvanized, hot-dip galvanized, and powder coated are the various finishes produced in our factories.



### UNDERFLOOR TRUNKING

Underfloor Trunking Systems solutions incorporate a range of products for the distribution of power and data services, it is a coordinated set of containments that protect, segregate, contain, and route cables within a given environment.



### CABLE MANAGEMENT SUPPORT SYSTEMS

Cable Support Systems are well designed to provide necessary support for cable trays, cable ladders and trunkings. Cable supports are manufactured according to common standards from high quality raw materials.



### C-CHANNEL STRUT SYSTEMS

SFSP's Metal Framing Systems provide an economical solution for electrical, mechanical and industrial supports with a wide variety of applications in the construction industry.

Applications: - Pipe and Conduit Supports - Tunnel Pipe Stanchions - Racks and Shelvings - Wall Framings.



### EXPANDED METALS, PLASTERERS' BEADS

Expanded Metals help the formation of joints, protection of corners and resistance against cracks, chips and impact damage.

### BLOCK LADDER REINFORCEMENT

SFSP ladder and truss types are used for the reinforcement of brick and block masonry to give improved tensile strength to walls subjected to lateral loading e.g. wind and seismic. SFSP block reinforcements reduces the risk of cracking either at stress concentration around opening.

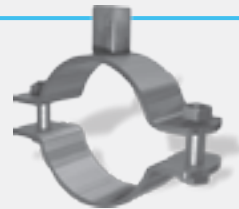
### STEEL LINTELS & BLOCK WORK ACCESSORIES

Steel Lintels provide a combination of strength and light weight, resulting in efficient load bearing performance and increased productivity on site. They are characterized by their ease of installation in addition to time as well as money saving.



### PIPE CLAMPS & HANGERS

Pipe Clamps and Hangers from SFSP used in the support of pipes and equipments are manufactured according to the highest standards of fabrication. A diversified choice of Pipe Hangers, Pipe Clamps, EMT Straps, Omega Clamps, Beam Clamps, J and U-Bolts and Threaded Accessories.




### MARBLE & GRANITE FIXINGS

Stangle Cladding Fixation includes design, calculation and production of several types of mechanical fixings and accessories used for cladding purposes. Stainless and galvanized steel are among the various materials used in the fabrication.



### DRY WALL & CEILING PROFILES

SFSP provides a complete product range for dry wall and ceiling constructions. Studs, Runners, Furring Channels, Ceiling Channels and Wall Angles are among the range of products produced to service the dry wall installers.



### GARBAGE & LINEN CHUTES

Chutes from SFSP are very convenient, simple and low cost method of controlling and disposing of refuse and linen. Chutes meet the most stringent requirements of environmental health and safety. Chutes are used as original equipment in new buildings, such as : Hotels, Hospitals, High Rises and Residential Towers.







## SFSP Products are solely distributed by UNITECH for Building and Construction Materials

All Products Manufactured by SFSP are Solely Distributed by SFSP Sister Companies in the Following Countries

### KSA

Isam Kabbani & Partners for Building and Construction Materials Co., Ltd.

شركة عصام قباني وشركاه لمواد الأنشاء والتعمير المحدودة

### BAHRAIN

Isam Kabbani Trading Est.

مؤسسة عصام قباني التجارية

### UAE

Issam Kabbani Trading Est.

مؤسسة عصام قباني للتجارة

### KUWAIT

Hassan Kabbani for General Contracting Est.

مؤسسة حسان قباني للمقاولات العامة للمباني

### OMAN

Isam Kabbani & Partners Trading Co.

شركة عصام قباني وشركاه للتجارة

### EGYPT

UNITECH Egypt for Building Materials

شركة يونيتك مصر لمواد البناء

### JORDAN

Jordan Build Co. for Building & Construction Materials

شركة بناء الأردن لمواد الإنشاء و التعمير و الكهرباء

### LEBANON

UNITECH ME s.a.r.l

شركة يونيتك ميدل إيست ش.م.م

## SFSP CUSTOMER SERVICE CALL CENTER

### KSA

+966 13 8590097, Ext. 3214

### UAE

+971 4 8181925, Ext. 4269



## IKK

### Group of Companies

The IKK Group is a major business institution, serving most of the Arab World in the industrial, construction and trading fields, as well as in specialized maintenance and services.

Today, the IKK Group of Companies is a pioneer in waterproofing, weatherproofing, building material supplies, UPVC and CPVC and high density polyethylene pipes and fittings and several other products for the construction industry.

The Group is also represented in the sanitary products, steel production, kitchen manufacturing, telecommunications, food, decoration, re-insurance and real estate business domain.

Composed of 60 companies, the IKK Group operates through almost 200 divisions, branches and outlets; it is spread over 12 countries, covering all major cities in the region and employing around 13,000 employees.

**Our vision** is to maintain and improve our leading position as a contractor whose reputation is built on the ability to completely satisfy customers by providing high quality services. As specialists in their respective fields, our teams of professionals are dedicated to a standard of excellence for quality and performance, through continuous development, which will set standards in our industry.

We are simply providing solutions for a future of success.

**Our mission** is to provide our part of the Arab World with local and reliable services in a variety of sectors and products.

To create employment to thousands of personnel and in-house training for hundreds of young Arab graduates in crucial sectors to the benefit of the IKK Group, the graduates themselves and their own communities.

To set a good example of our basic business philosophy: "Hire well, train well, pay well and treat well."

## UNITECH

### ISAM KABBANI & PARTNERS FOR BUILDING & CONSTRUCTION MATERIALS

Isam Kabbani & Partners for buildings & construction materials co. Ltd (UNITECH) which is part of the IKK group of companies is recognized and acknowledged for the quality and reliability of its products and services as well as for the commitment, professionalism and experience of its employees.

Isam Kabbani & partners for buildings & construction materials co. Ltd (UNITECH) core values are to offer value products and services to its clients, to work closely with them in a lasting business partnership that provides an outstanding performance.

A partnership based on trust, harmony, and a hard to beat services and solutions.

Our Factories have acquired, in addition to ISO 9001:2008 Quality Management System, the ISO 14001:2004 Environmental Management System.

Our care for the environment has been translated via Isam Kabbani & partners for buildings & construction materials co. Ltd (UNITECH)'s membership in the US Green Building Council as a Golden Member.

#### Our Vision

A solid, well-organized, specialized building materials company with large geographic coverage, where well-trained and well-motivated personnel have the role of the prime moving force.

#### Our Mission

To achieve unrivalled excellence in each of Isam Kabbani & partners for buildings & construction materials co. Ltd (UNITECH)'s activities which are measured by:

- Quality of customer service.
- Quality and variety of products range.
- Best team environment.
- Enhancement of the company's image.
- Professionalism and consistency as the main yardstick for long-term success.

## CABLE MANAGEMENT SYSTEMS

SFSP Cable Management Systems, fittings and accessories are manufactured in compliance with international standards. SFSP provides a wide range of products capable of providing the characteristics which respond to the proposed application, along with quality of assembly, speed of installation and cost-saving Cable Management Systems. Calculations are provided by our design office in Stuttgart, Germany.

SFSP Cable Management Systems are designed to meet most requirements of cable and electrical wire installations and comply to local and international standards of fabrication and finishing.

Cable Management Systems are economical wire and cable management systems designed to support and protect electrical wires and cables.


National Electric Code (NEC) permits Cable Trays in a wide variety of indoor and outdoor applications. The NEC also permits Cable Trays for use as equipment ground conductor.

Cable Management Systems can provide significant advantages in cable filling over other wiring methods. This can provide savings in the size or number of raceways required, thereby, reducing both material and labor costs. In many cases, NEC permits greater conductor ampacities in Cable Tray Systems than for other wiring methods.


Under certain conditions, the NEC allows "Free Air" rating of large, single conductor power cables (4/0 & larger) in ventilated Cable Management Systems. This can provide significant savings in conductor costs. Cable Management Systems permit much greater spacing between support hangers than most other systems, providing savings in support costs and installation labor.

Cable Management Systems` types fittings and accessories from SFSP are manufactured in compliance with :

- IEC 61537:2007	International Electrotechnical Commission
- BS EN 61537:2007	(Cable management, Cable tray systems and cable ladder systems)
- SASO IEC (61537:2006)	Saudi Standard
	(Cable management, Cable tray systems and cable ladder systems)
- NEMA VE 1 - 2009	National Electrical Manufacturers Association.
	(Metal Cable Tray Systems)
- NEMA VE 2 - 2006	National Electrical Manufacturers Association.
	(Metal Cable Tray Installation Guide Lines)
- NEC (ANSI / NFPA 70)	National Electric Code
	(Metal Cable Tray Guide Lines)







[www.sfsp-ikk.com](http://www.sfsp-ikk.com)



# UNDERFLOOR TRUNKING

# 1- Flush Floor Trunking

## 2- Screed Floor Trunking

### 3- Raised Access Floor Trunking

SFSP, Underfloor Trunking Systems solutions incorporate a range of products for the distribution of power and data services, it is a coordinated set of containments that protect, segregate, contain, and route cables within a given environment.

#### A. Protection

Cables and wires running within containment need to be protected from vermin, tripping, and accidental breakage. This can be achieved using appropriate cable management solutions.

#### B. Segregation

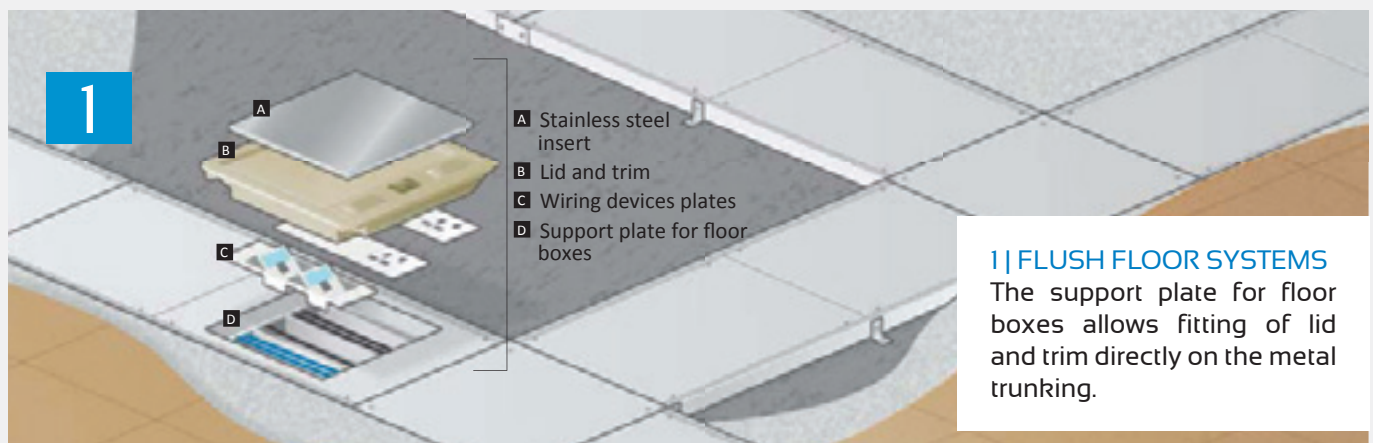
The cable containment provides the required segregation between services like power, data, telephone and any other ELV systems. Segregation is normally achieved using metal partitions to prevent interference.

#### C. Containment

Cluttered wires that are run loosely within an environment are an eyesore. This could be resolved by resorting to appropriate cable management schemes that contain the wires, and restore order in such environments.

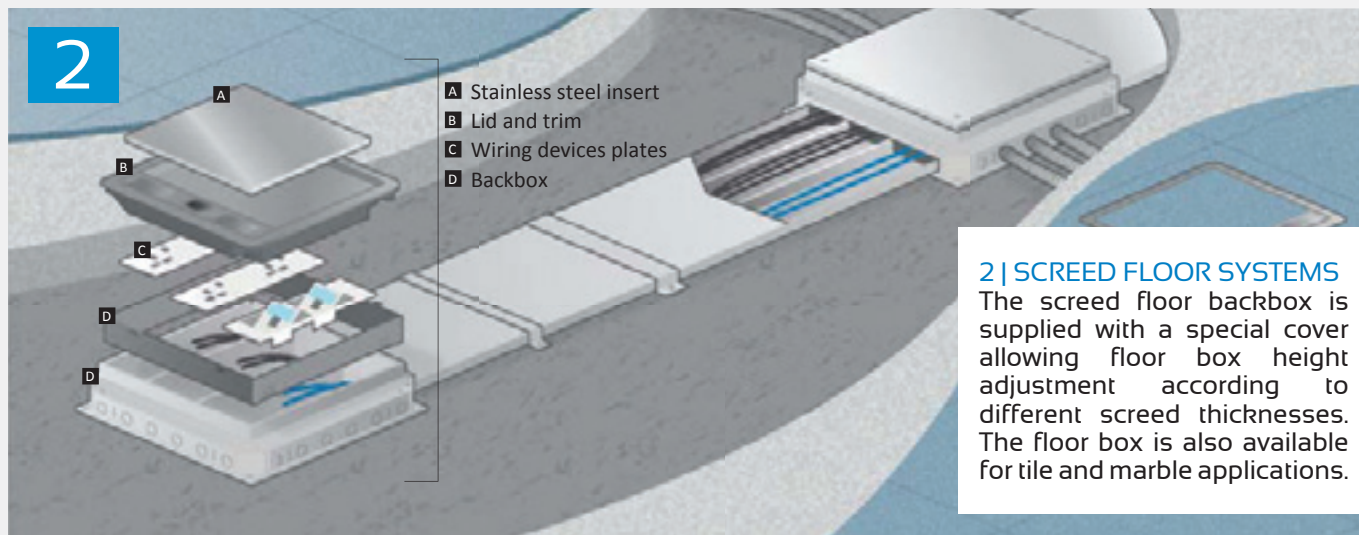
#### D. Routing

Cable Management enables wires to be routed into inaccessible areas by innovative solutions such as the use of false floors. Open plan offices are serviced using floor distribution systems.



**SFSP** Flush Floor Trunking Systems, are more popular than inscreed floor systems in areas where flexibility is desired, with an increased demand on cable capacity. Office environment demands the usage of an increasing number of data and telephone cables. The advent of structured cabling has resulted in greater space requirements and therefore more constraints from the installation perspective. Additionally, there has been a call for flexibility within newly built open office plans. This flexibility is offered by SFSP's Flush Floor Trunking Systems. Cables Containment for the Flush Floor System in comparison to raised floor trunking systems, the flexibility and cable capacity offered by a flush floor trunking system is lesser. Floor boxes within a flush floor system can be relocated along the run of the trunking, while raised floor boxes can be relocated anywhere on the floor area. Relative advantages of a flush floor trunking system over raised floor trunkings include accessibility and reduced overall system cost. **SFSP** Flush Floor Trunkings render flexibility to the end user in relocating floor boxes. The partitions are fully removable to accommodate service box modules.

The service box modules are fully reversible to enable repositioning of the floor boxes. The trap and frame of the **SFSP** service boxes can be positioned on all four sides, enabling easy access and cable exit in all directions.

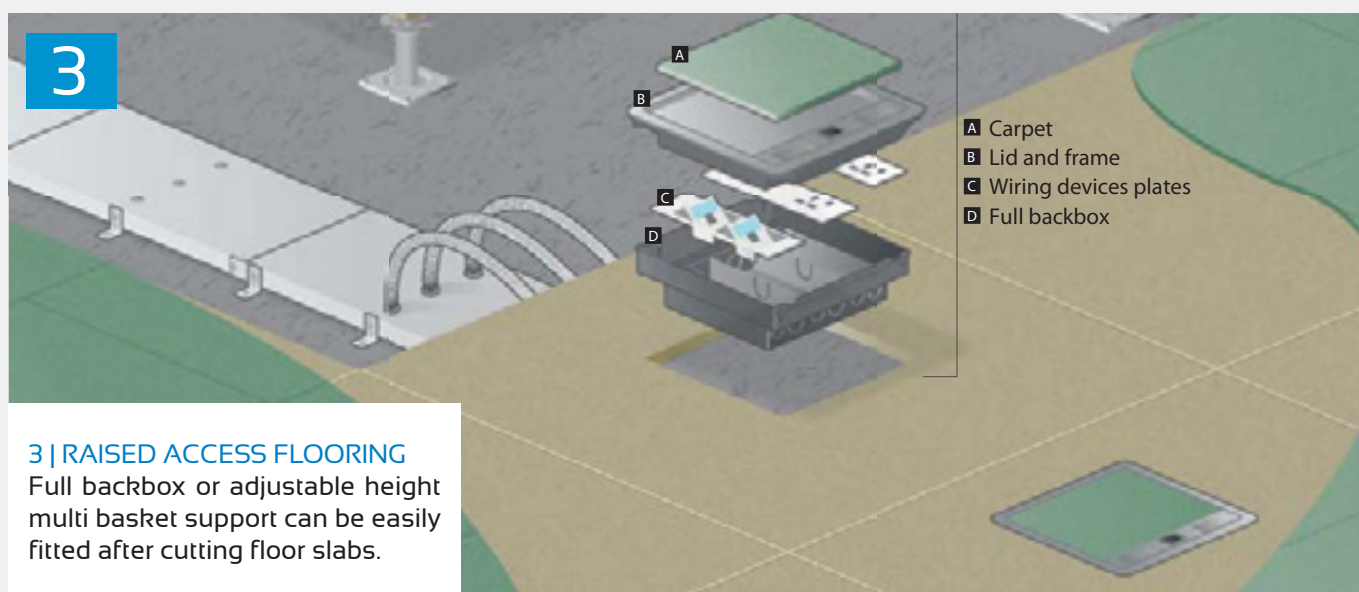


**SFSP** offers a less expensive cable containment service for the open offices to ensure the cable outlets for the various services for the all stations.

Screed Floor System is a pre-cast cable containment service in position within the office premises. Running from the main distribution boards for electrical / data voice / CCMS services routed via the vertical elbow, junction boxes and ducting to the services outlet boxes underneath the work stations.

Junction Boxes are featured with slim trimming for the granite, marble or ceramic floor finishes with recess on the traps for various floor finishes embedding.


**SFSP** base boxes are die-cast in one piece to maintain the box uniformity on the tough floor surfaces. Base boxes, traps and frames are made of a non-corrosive die-cast alloy.



Raised Floor Trunking Systems are increasingly adopted in new commercial buildings .

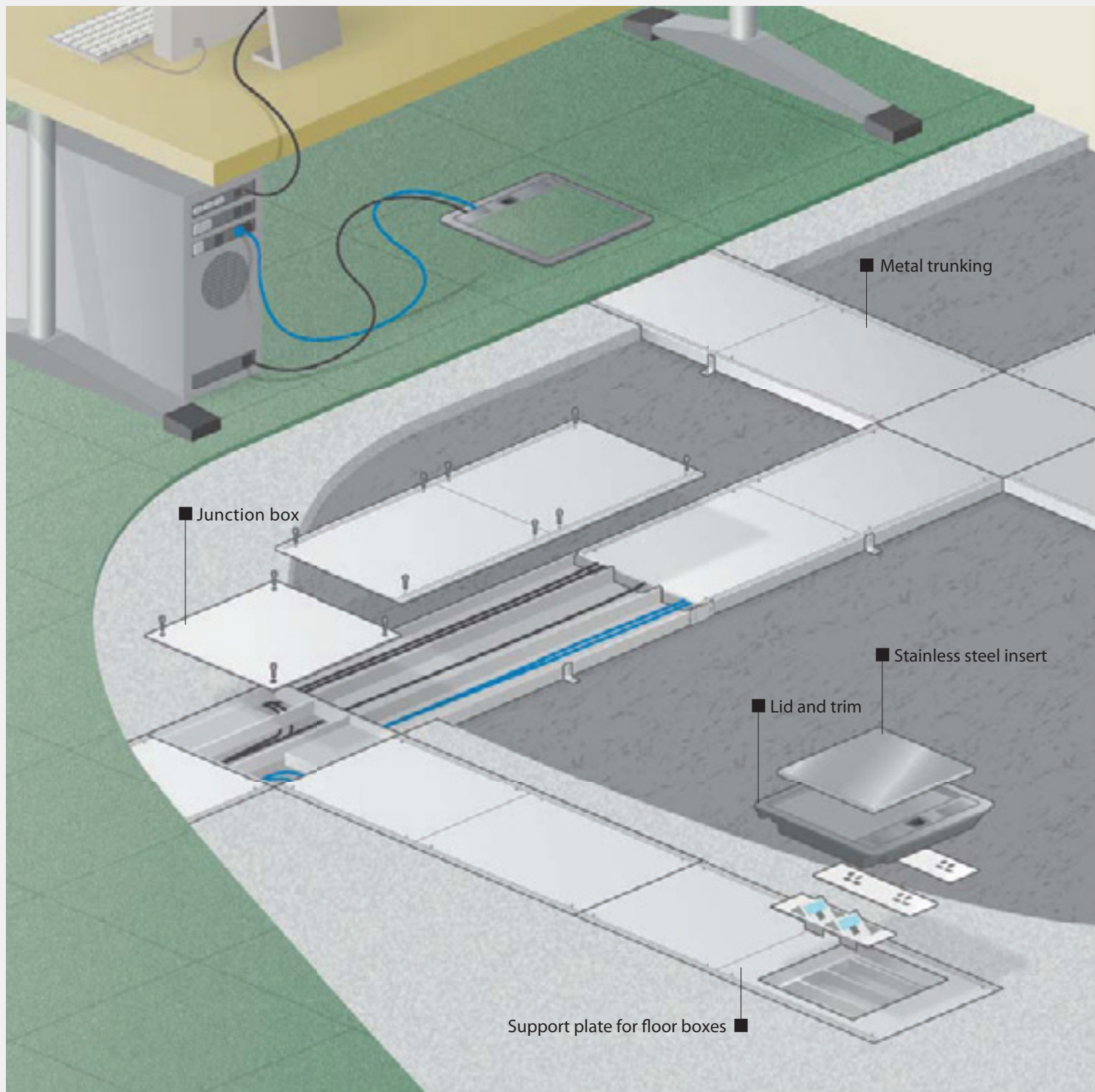
Cable containment services are in modular design for the day-to-day changes within the office premises, for the ease of cable termination for the various services, such as computer / data / voice and BMS / CCMS structured cabling, where the raised floor makes a new level for cables containment in the floor void.







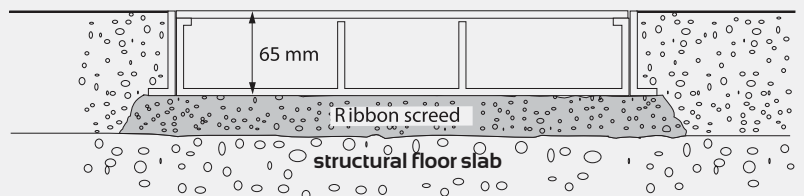
# **FLUSH FLOOR TRUNKING SYSTEM**



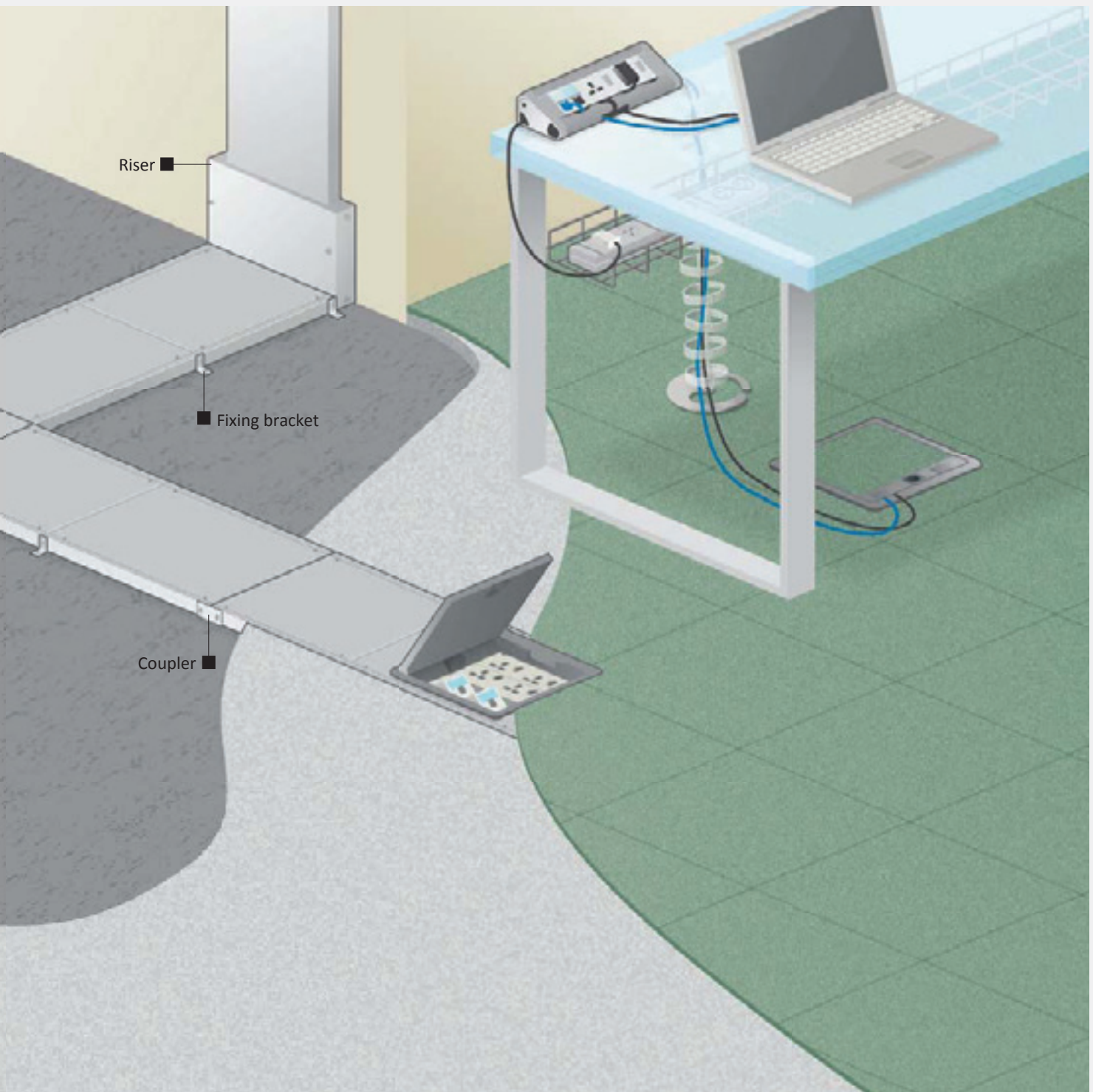
## FLUSH FLOOR TRUNKING SYSTEM

Flush floor trunking system combines robustness and reliability, allowing power and data distribution throughout concrete floors. The system facilitates frequent maintenance operations or eventual changes of floor box locations. Different accessories ensure quick installation and perfect integration into the concrete floor.

Flush floor trunking in  
screeded floor







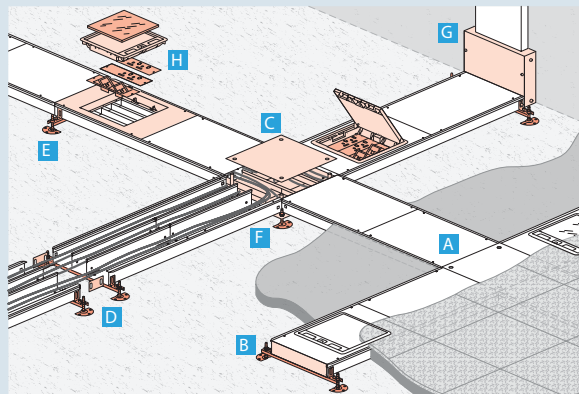
A Flush Floor Trunking system has a lesser loading capacity than an inscreed system, as the entire trunking is fixed flush with the finished floor. As loads constantly impinge on the floor trunking, the load bearing capacity of the system is reduced.

In a raised floor trunking system the boxes are the only load carrying components within the floor system. The boxes are suspended within raised flooring, and are capable of carrying dynamic loads normally seen within floor spaces. The average design loads on floor distribution system are as shown below. As the traffic increases, the load expected to impinge on the floor boxes could increase, and increase the stress on the floor boxes. The system chosen should be capable of taking the following loads per square meter :

Commercial Office	-3kN
Shopping Mall	-6kN
Exhibition Halls	-6kN
Conference Rooms / Hotel	-3kN
Corridors	-5kN

# Flush Trunking System

## System overview



A	Trunking
B	End cap
C	Junction box
D	Coupler and leveling kit
E	Fixing bracket and leveling for trunking
F	Leveling for junction box
G	Riser
H	Floor box (support plate + lid and trim) Socket outlets and data sockets plates to be ordered separately

## Standards

Metal trunking according to standards EN 60-670 and EN 50085-2.2 It ensures constant performance along the entire distribution up to the user connection point

Classification for flush floor		Flush floor
6.2	Resistance to impact for installation and application	2.0 J
6.3	Minimum storage and transport temperature	- 25 °C
6.3	Minimum installation and application temperature	- 5 °C
6.3	Maximum application temperature	+ 60 °C
6.4	Resistance to flame propagation	Non-flame propagating
6.5	Electrical continuity characteristics	With electrical continuity characteristic (metal ducting & accessories)
6.6	Electrical insulating characteristics	Without electrical insulating characteristic (metal ducting & accessories)
6.7	Degree of protection provided by enclosure	IP 20
6.9	System access cover retention	With a tool
6.101	Floor treatment	For dry-treatment of floor
6.102	Resistance to a vertical load applied over a small surface area	1500 N <sup>(1)</sup>
6.103	Optional classification: resistance to vertical load applied through large surface area	3000 N
6.103	Rated voltage	500 V
6.103	Protection against mechanical impact	IK 08

(1) For 4 compartments, resistance to vertical load applied over a small surface area = 750 N

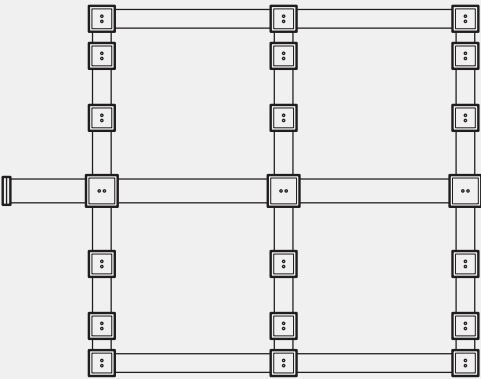
Flush Trunking and Accessories

**Material:** pre-galvanised steel sheet  
**Standard Length (L):** 2440 / 3000 mm  
**Number of Compartments:** 3 and 4 compartments  
**Standard Height (H):** 65 mm  
**Standard Thickness:** 1.5 mm for body/2.5 mm for covers/1 mm for dividers

Example of Layout

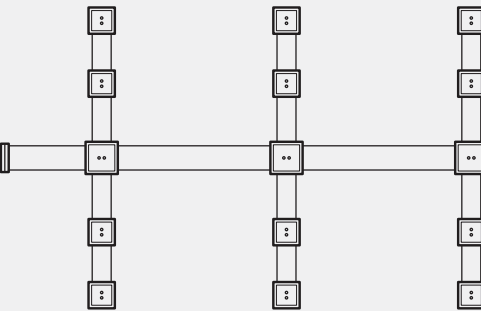
For optimal flexibility of the installation, the trunking is usually installed on either a Grid, Fishbone or a Comb Pattern of single, double or triple runs.

Grid Pattern



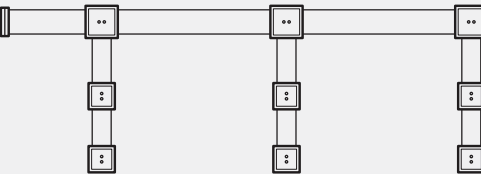
A Grid Pattern is widely used in areas where the occupants require the highest degree of flexibility in reconfiguring workspace. Capacity can be increased by returning individual ring mains through the different runs of trunking, which in itself allows easier installation.

Fishbone Pattern

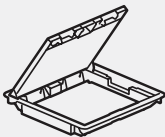
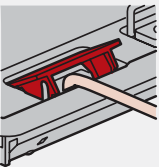
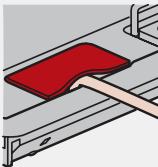



The Fishbone Pattern is ideal for a medium sized area where fewer boxes are required.

Comb Pattern



The Comb Pattern is the most economical way of installation in which a minimum of trunking is used. The Comb Pattern is suited for small to medium office areas.

Lid and trim for floor boxes			
Floor box	Rigid cable exits	Flexible cable exits	Stainless steel insert
			

# Composition and Functions of Flush Trunkig System

Conforms with BS EN 50085-1: 2005 and EN 50085-2.2

Provides power and data distribution channels in concrete floors.

This robust system offers a high degree of flexibility for applications requiring frequent maintenance or frequent layout changes .

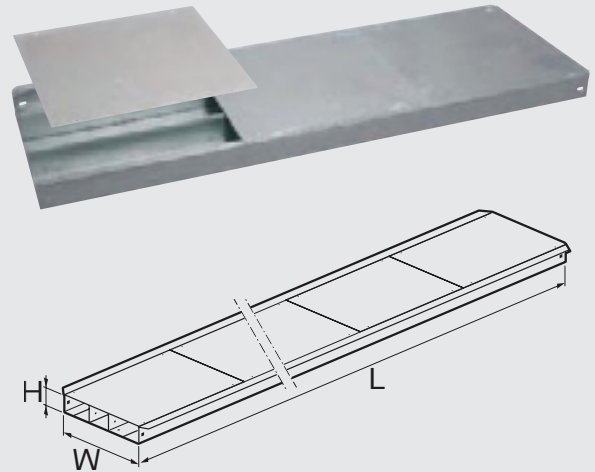
## Trunking

Length : 2440 mm / 3000 mm

Height : 65 mm

3 and 4 compartments

Item Number	W (mm)	H (mm)	L (mm)
FTR 300	300	65	2440 / 3000
FTR 400	405	65	2440 / 3000



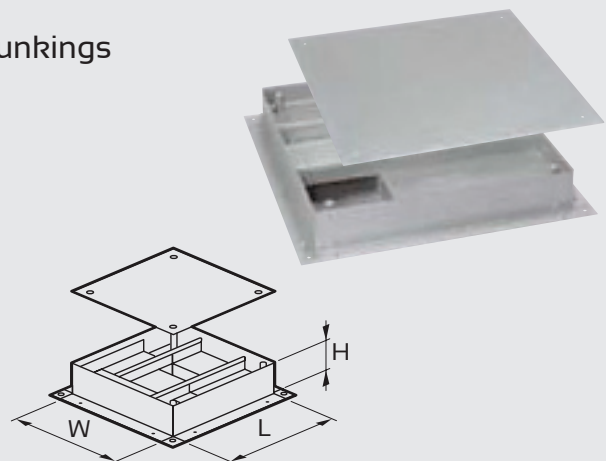
## Junction boxes

Direct access to cables at the intersection of trunkings

For 300 x 65 mm trunking

For 405 x 65 mm trunking

Item Number	W (mm)	H (mm)	L (mm)
FJB 360	360	66.6	360
FJB 465	465	66.6	465

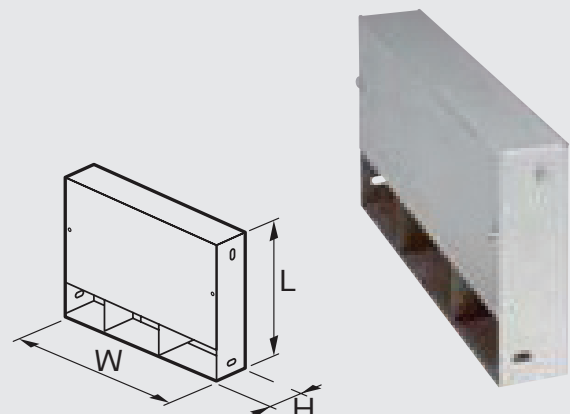


## Risers

For 300 x 65 mm trunking

For 405 x 65 mm trunking

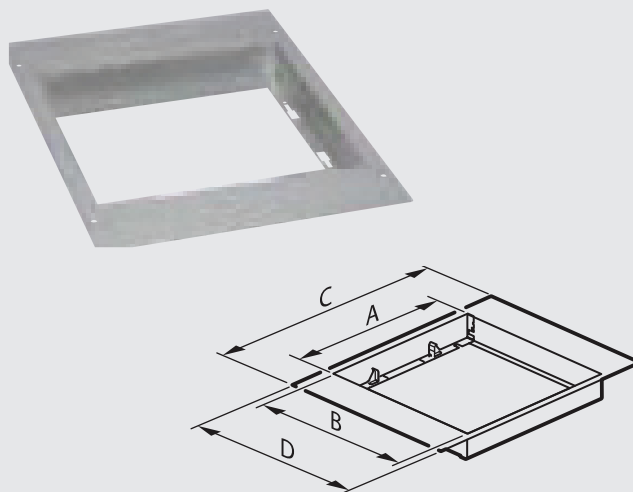
Item Number	W (mm)	H (mm)	L (mm)
FRI 300	300	65	201
FRI 405	405	65	201



### Support plate for floor boxes

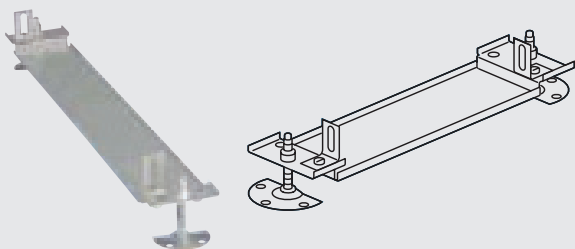
To be fitted with lid and trim,  
Integrating socket outlets or support plates

Item Number	A (mm)	B (mm)	C (mm)	D (mm)
6896 36	264	264	406.4	300
6896 37	264	264	406.5	405
6896 47	264	340	406.5	405



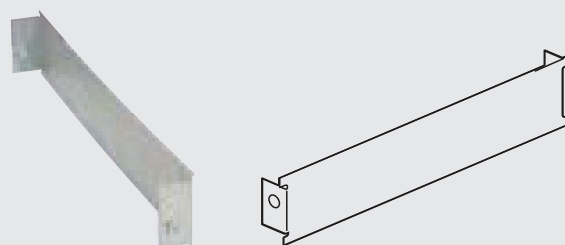
### Leveling kit for trunking

For raising trunking level up to 70 to 90 mm  
For 300 x 65 mm trunking  
For 405 x 65 mm trunking



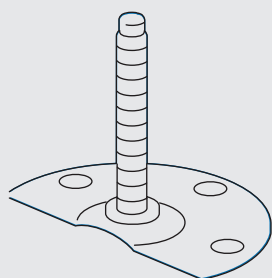
### End caps

For 300 x 65 mm trunking  
For 405 x 65 mm trunking



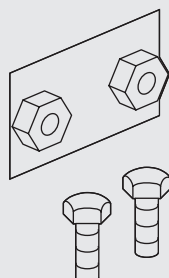
### Leveling kit for junction boxes

For raising junction box level up to 70 to 90 mm



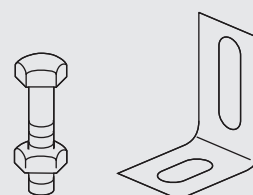
### Coupler

For joining trunkings



### Fixing bracket (FB)

For fixing trunking on floor or on leveling bracket





## Cable capacity guide

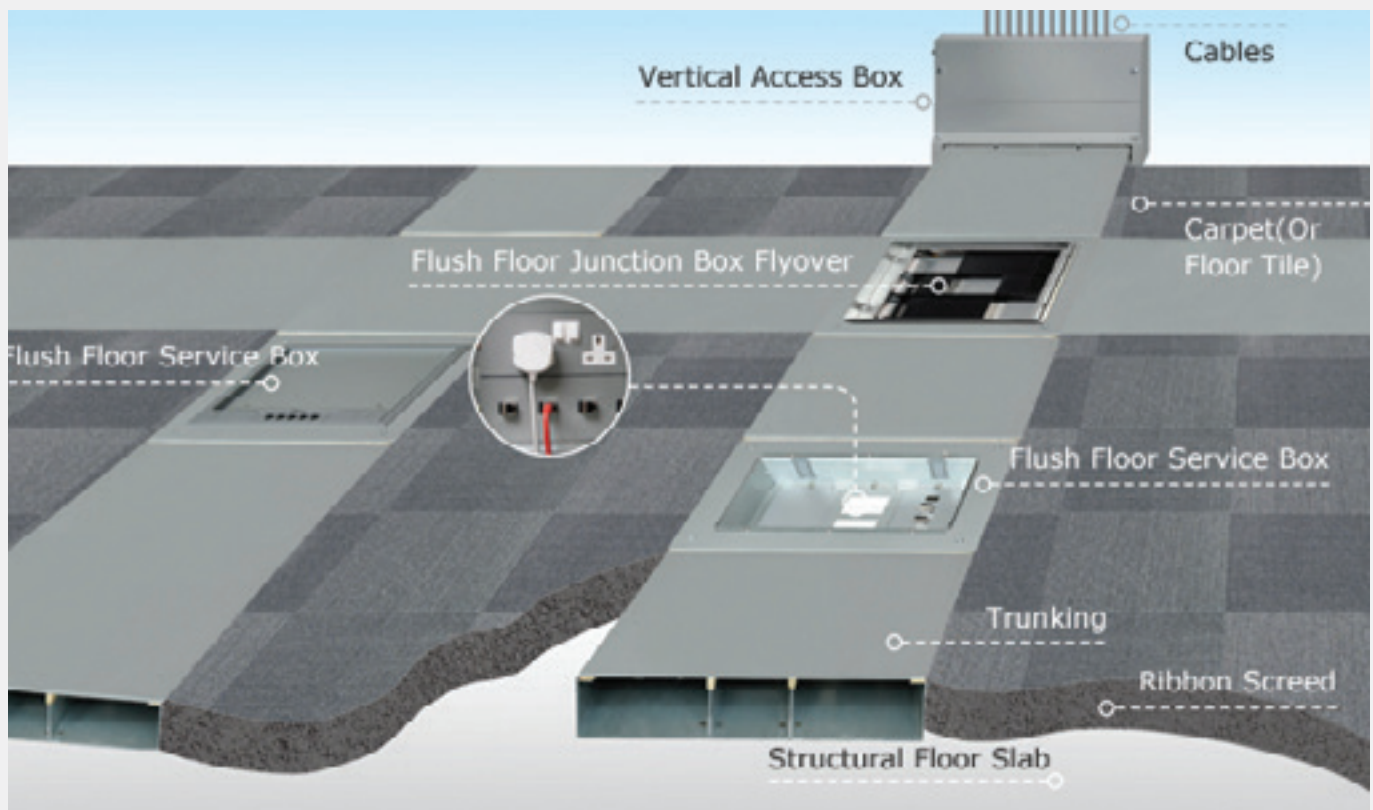
The number and location of boxes depend upon the end user's requirement.

A floor box has to be considered for each workstation or desk with an average of 1 FB for every 10 m<sup>2</sup>

			Capacity: maximum number of conductors per compartment (for one specific cable type)													
Ducting	Compartment	Available section at 45 % fill mm	Stranded							Twin & Earth			cat. 5e UTP Ø 5.5	cat. 5e STP Ø6	cat. 6 UTP Ø 6.5	cat. 6 STP Ø 7
			1,5 Ø 3.3	2,5 Ø 4	4 Ø 4.6	6 Ø 5.2	10 Ø 6.7	16 Ø 7.8	25 Ø 9.7	2,5 Ø 10.5	4 Ø 11.2	6 Ø 13.3				
300 x 65	1	2992	348	237	180	141	85	63	40	35	30	20	99	83	71	61
	2	2086	243	166	126	98	59	44	28	24	21	14	69	58	49	43
	3	2992	348	237	180	141	85	63	40	35	30	20	99	83	71	61
405 x 65	1	3389	394	269	204	160	96	71	46	39	34	23	112	94	80	69
	2	4200	488	333	253	198	119	88	57	49	42	28	139	117	100	86
	3	3389	394	269	204	160	96	71	46	39	34	23	112	94	80	69

The above table gives the available capacity units on a 45 % factor, applied to the internal wiring area.

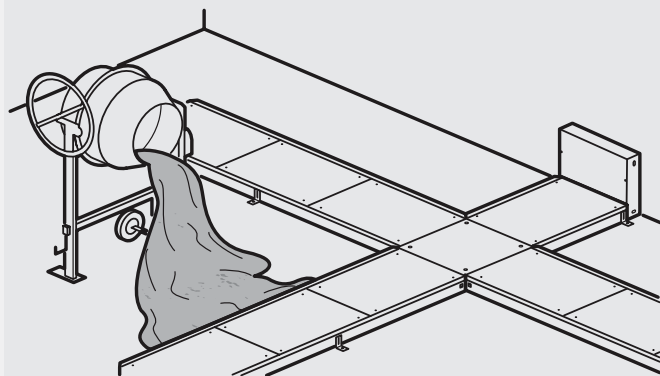
## Installation Principle



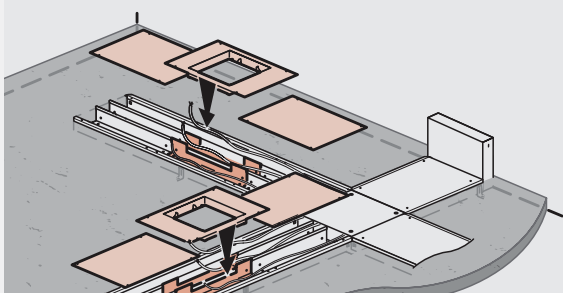
The entire flush floor trunking system and accessories used shall be supplied and installed strictly according to the recommendations and instructions of the manufacturer.

- 1- Mark the pathway for trunking and junction boxes
- 2- Fix risers junction boxes on the Fix Trunking and all accessories with fixing brackets slab.
- 3- Fix trunking and all accessories with fixing brackets
- 4- If levelling is required, use levelling kits and do not exceed 1.2 m between levelling brackets

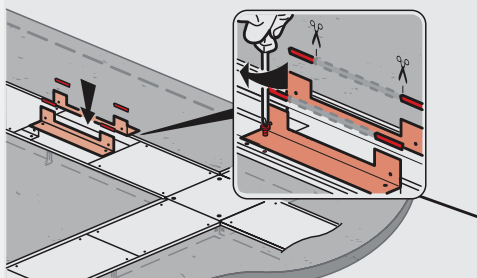
5- Pour concrete



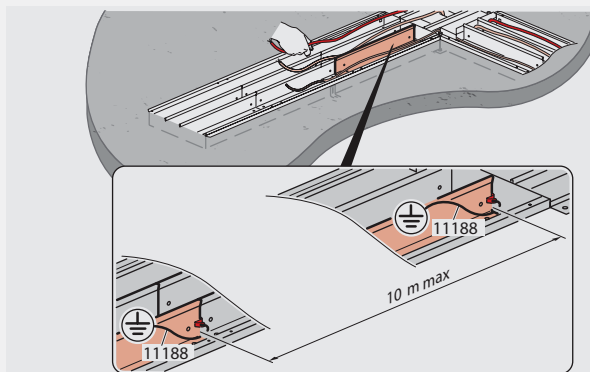
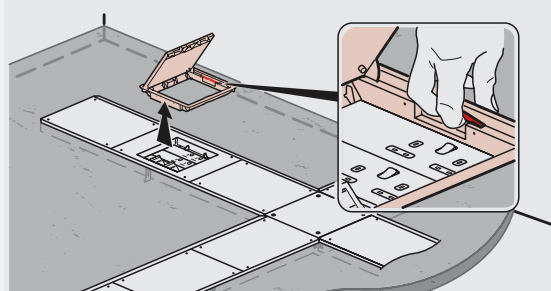
7- Once the screed is dry, remove the covers and the cable trunking



9- To fit the floor box, remove cover and the rubber gasket. Remove the dividers, fix them up-side-down and reposition rubber gasket

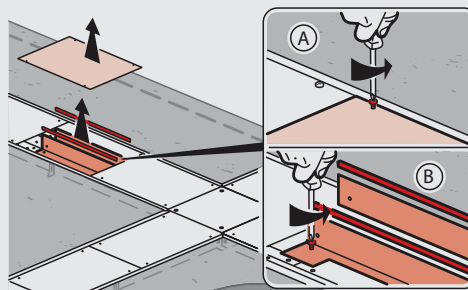


11- Connect wiring and fix the wiring accessory plates.

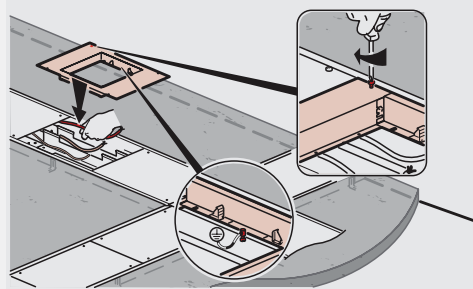


6- Earth the system (minimum every 10 m)

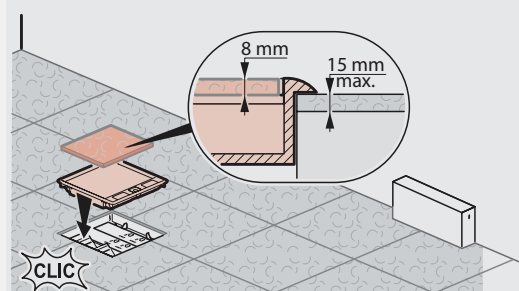
8- To fit the floor box, remove cover and the rubber gasket. Remove the dividers, fix them up-side-down and reposition rubber gasket




10- Fix floor box support plate, and earth it



12- Fit the carpet and clip the lid and trim on the support plate (push and fit principle)



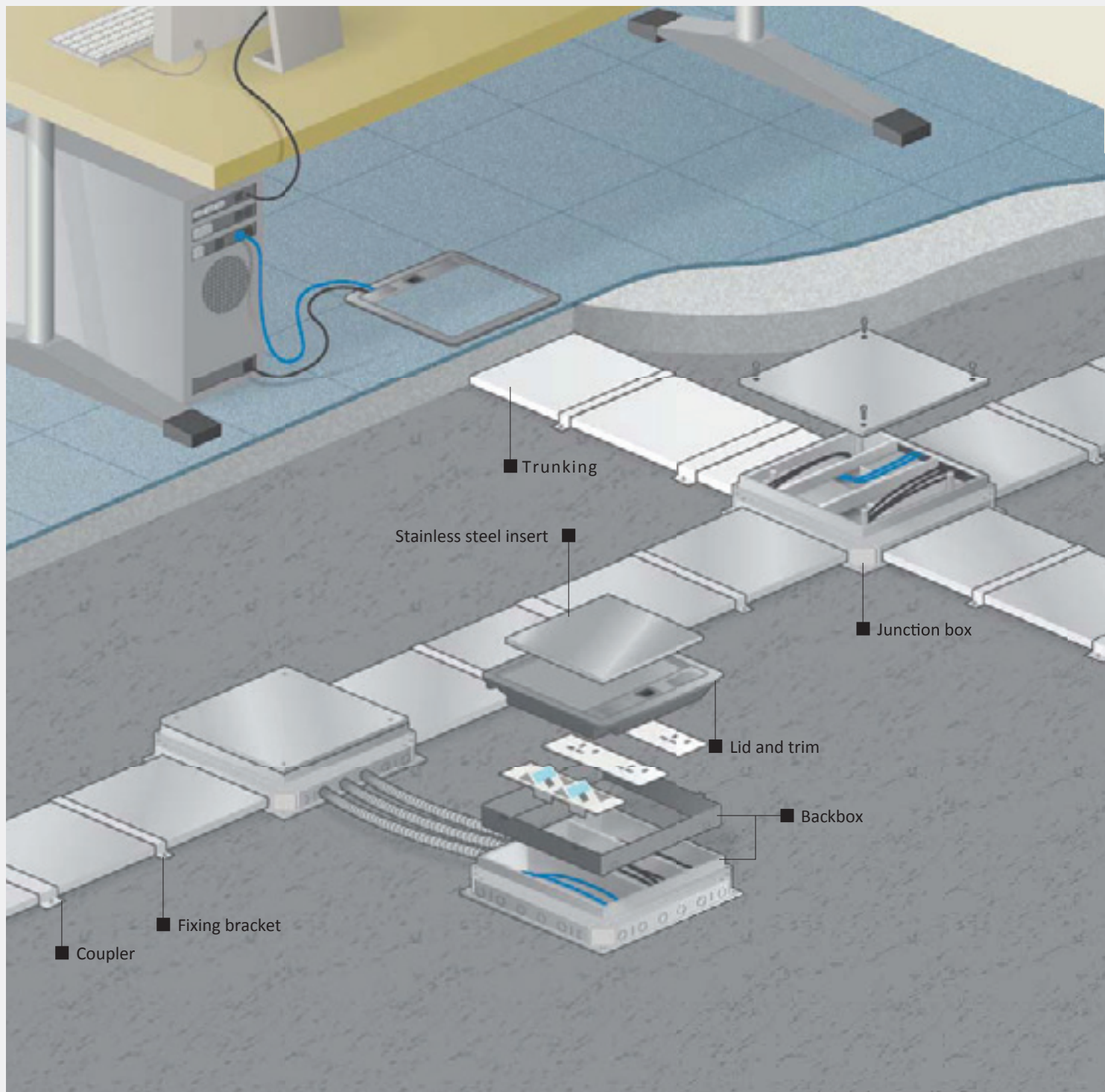




[www.sfsp-ikk.com](http://www.sfsp-ikk.com)



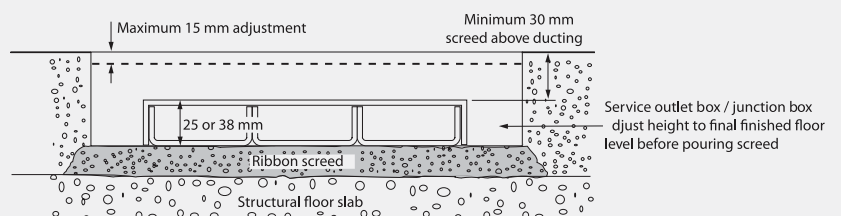
# **SCREED FLOOR TRUNKING SYSTEM**




## SCREED FLOOR TRUNKING SYSTEM

Screed metallic trunkings are a quick and easy way to install power and data distribution throughout screed floors. These systems are particularly robust and are designed to support superior loads. Junction boxes and risers allow easy access when installing cables or for extensions.

### Screed floor trunking in screeded floor

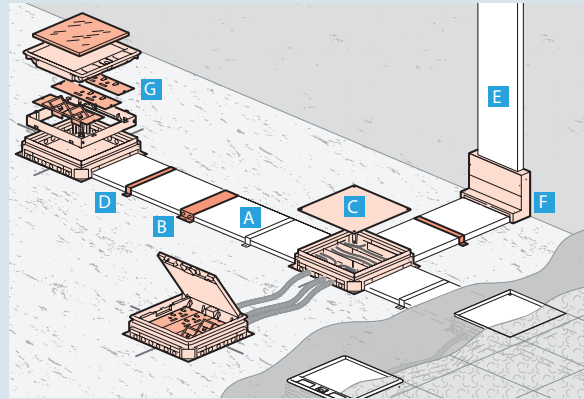






# Screed Trunking System

## System overview



A	Ducting
B	Coupler
C	junction box
D	Fixing bracket
E	Vertical trunking such as DLP
F	Riser
G	Floor box (back-box + lid and trim) Socket outlets and data socket plates to be ordered separately

## Standards

Standard EN 60-670 and EN 50085-2-2 concerns systems for distributing currents in the floor (sunken or surface mounted).

It ensures constant performance along the entire distribution up to the user connection point .

Classification for flush floor		Flush floor
6.2	Resistance to impact for installation and application	2.0 J
6.3	Minimum storage and transport temperature	- 25 °C
6.3	Minimum installation and application temperature	- 5 °C
6.3	Maximum application temperature	+ 60 °C
6.4	Resistance to flame propagation	Non-flame propagating
6.5	Electrical continuity characteristics	Without electrical continuity characteristic (PVC ducting) With electrical continuity characteristic (metal ducting & accessories)
6.6	Electrical insulating characteristics	With electrical insulating characteristic (PVC ducting) Without electrical insulating characteristic (Metal ducting & accessories)
6.7	Degree of protection provided by enclosure	IP 20
6.9	System access cover retention	With a tool
6.101	Floor treatment	For dry-treatment of floor
6.102	Resistance to vertical load applied through small surface area	1500 N <sup>(1)</sup>
6.103	Optional classification: resistance to vertical load applied through large surface area	3000 N
6.103	Rated voltage (PVC ducting)	500 V
	Protection against mechanical impact	IK 08

(1) For 4 compartments, resistance to vertical load applied over a small surface area = 750 N



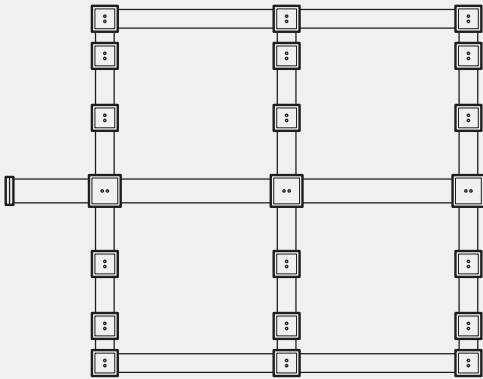
Flush Trunking and Accessories

**Material:** pre-galvanised steel sheet  
**Standard length:** 2440 / 3000 mm  
**Number of Compartments:** 3 and 4 compartments  
**Standard Height:** 25 mm and 38 mm  
**Standard Thickness:** 1.2 mm for body/1 mm for dividers

Example of Layout

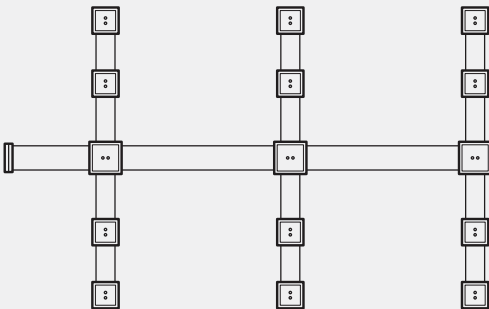
For optimal flexibility of the installation, the trunking is usually installed on either a Grid, Fishbone or a Comb Pattern of single, double or triple runs.

Grid Pattern



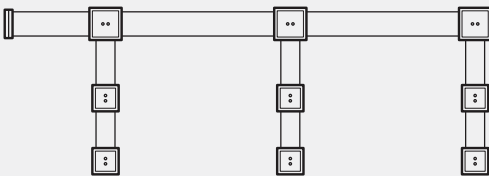
A Grid Pattern is widely used in areas where the occupants require the highest level of flexibility in reconfiguring workspace.Capacity can be increased by returning individual ring mains through the different runs of trunking,which in itself allows easier installation.

Fishbone Pattern

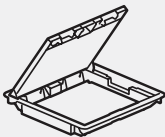
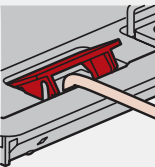
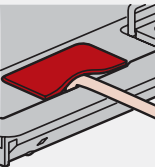



The Fishbone Pattern is ideal for a medium sized area where fewer boxes are required.

Comb Pattern



The Comb Pattern is the most economical way of installation in which a minimum of trunking is used. The Comb Pattern is suited for small to medium office areas.

Lid and trim for floor boxes			
Floor box	Rigid cable exits	Flexible cable exits	Stainless steel insert
			

# Composition and Functions for **Screed Trunking System**

**Material:** pre-galvanised sheet  
**Standard thickness:** 1.2 mm for body/1 mm for dividers  
**Standard length:** 2440 / 3000 mm

**Number of compartments:** 3 and 4 compartments  
**Standard depth:** 25 mm and 38 mm

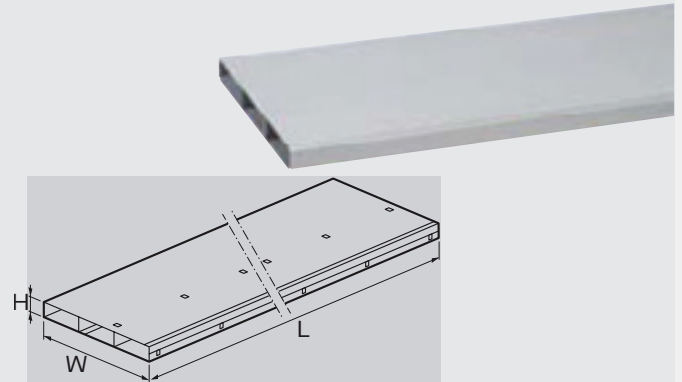
## Trunking

Trunking height 25 mm  
 225 x 25 mm - 3 compartments  
 300 x 25 mm - 3 compartments

Item Number	W (mm)	H (mm)	L (mm)
STR 25	225	25	2440 / 3000
STR 38	225	38	2440 / 3000
STR 25-1	300	25	2440 / 3000
STR 38-1	300	38	2440 / 3000

## Trunking height 38 mm

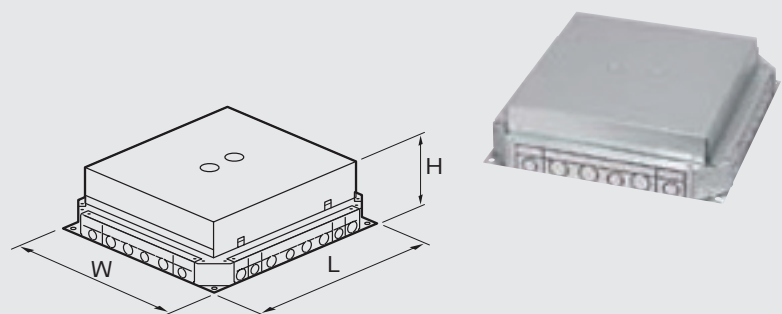
225 x 38 mm - 3 compartments  
 300 x 38 mm - 3 compartments



## Junction boxes

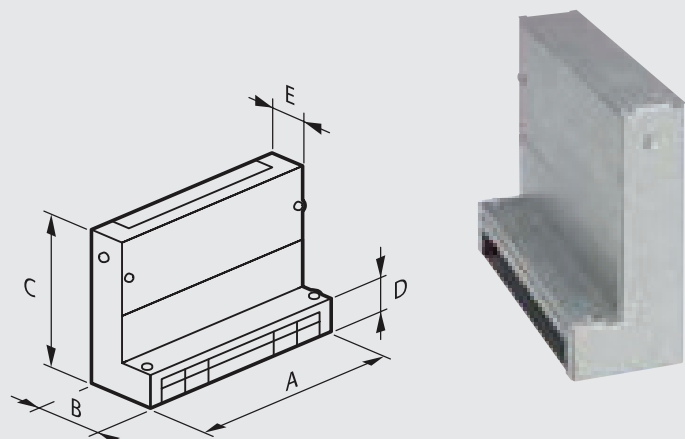
For direct access to cables at the intersection of floor ductings while maintaining perfect separation between ELV and LV cables, Supplied complete with base, cover fly-overs and site cover

Item Number	W (mm)	H (mm)	L (mm)
SJB 325	325	90	325
SJB 400	400	90	400



## Risers


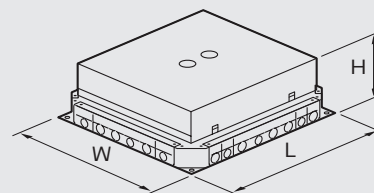
Item Number	A (mm)	B (mm)	C (mm)	D (mm)	E (mm)
SRI 250	250	89	201	43	52
SRI 325	325	89	201	43	52



## Back-boxes

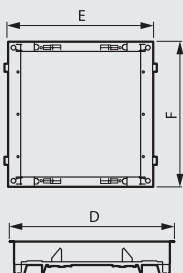
To be fitted with lid and trim, integrating socket outlets or support plates. Accept screed floor ducting and conduits Ø20 and 25 mm Auto-adjustable to screed height 65 up to 90 mm

Item Number	W (mm)	H (mm)	L (mm)
6896 34	325	90	325
6896 35	400	90	400
6896 45	400	90	325



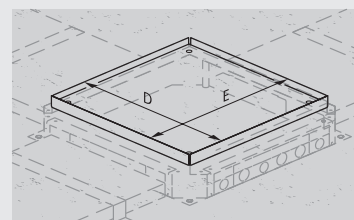
## Dimensions for carpet cut out on backbox support frame

Item Number	D (mm)	E (mm)	F (mm)
6896 34	276	264	264
6896 35	276	264	264
6896 45	276	264	340

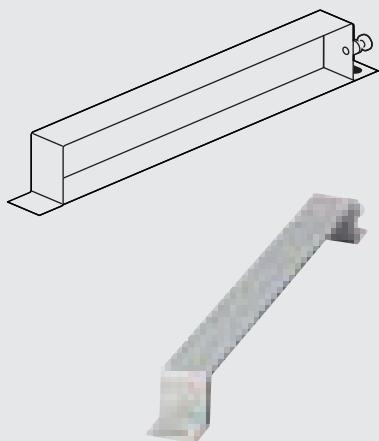


## Dimensions for carpet cut out on junction box lid

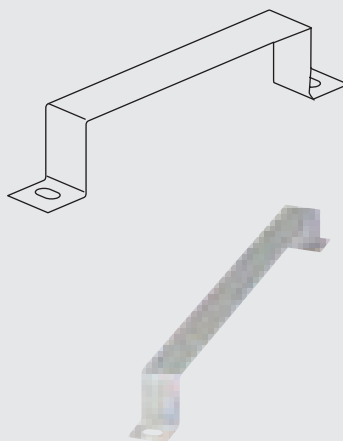
Item Number	D (mm)	E (mm)
6897 22	260	260
6897 32	335	335



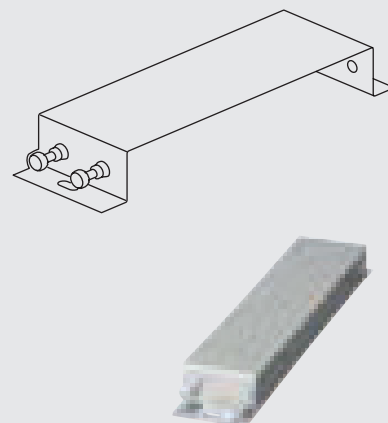
## End caps



## Fixing Bracket (FB)



## Coupler



## Cable capacity guide

The number and location of boxes depend upon the end user's requirement.

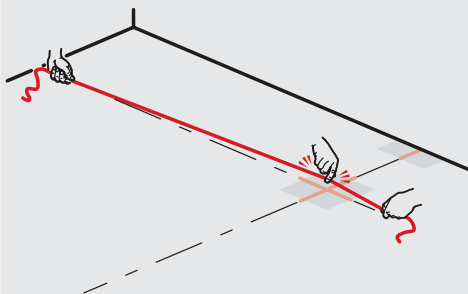
A floor box has to be considered for each workstation or desk with an average of 1 FB for every 10 m<sup>2</sup>

			Capacity: maximum number of conductors per compartment (for one specific cable type)													
			Stranded							Twin & earth			cat. 5e UTP Ø 5.5	cat. 5e STP Ø6	cat. 6 UTP Ø 6.5	cat. 6 STP Ø7
Ducting	Compartment	Available section at 45 % fill mm	1,5 Ø 3.3	2,5 Ø 4	4 Ø 4.6	6 Ø 5.2	10 Ø 6.7	16 Ø 7.8	25 Ø 9.7	2,5 Ø 10.5	4 Ø 11.2	6 Ø 13.3				
225x25		739	86	59	45	35	21	15	10	9	7	5	24	21	18	15
225x38		1164	135	92	70	55	33	24	16	14	12	8	39	32	28	24
300x25		994	116	79	60	47	28	21	13	12	10	7	33	28	24	20
300x38		1566	182	124	94	74	44	33	21	18	16	11	52	43	37	32

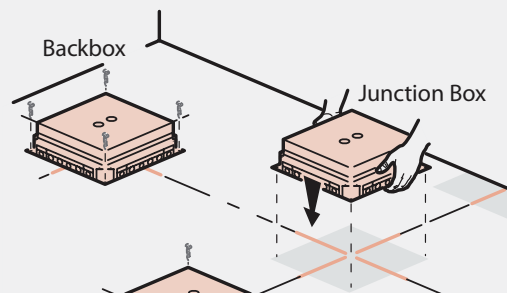
The above table gives the available capacity units on a 45 % factor, applied to the internal wiring area.

## Installation Principle

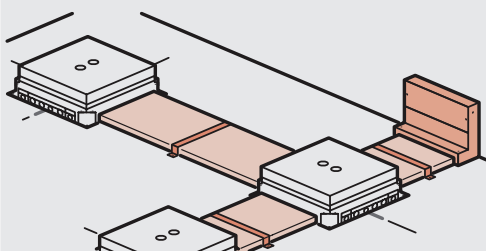
1-Mark pathway for trunking, junction boxes and backboxes



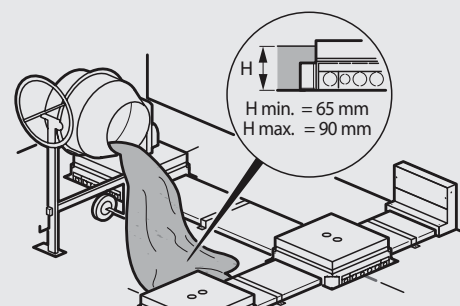
2-Fix risers, junction boxes and backboxes on the slab



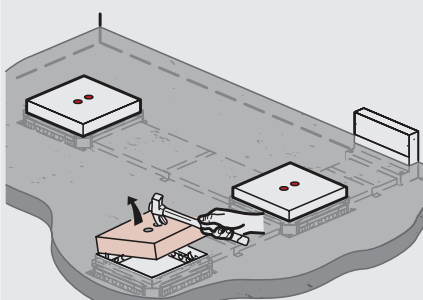
3-Fix trunking with couplers and fixing brackets



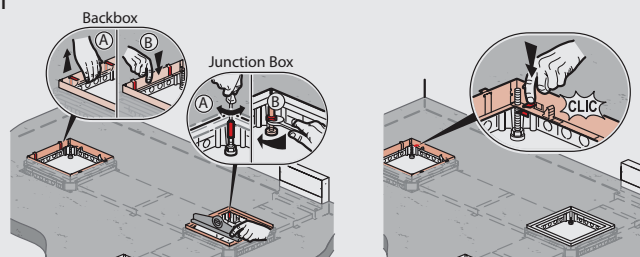
4-Pour concrete



5-Remove disposable metal cover

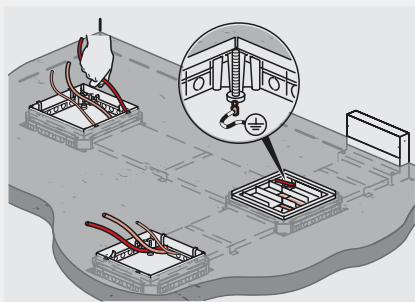


6-Backbox: lift the frame (A) and retainers will automatically drop out (B). Lock the frame onto the backbox by pushing down clips onto the threaded rod. Junction box: adjust junction box to floor level





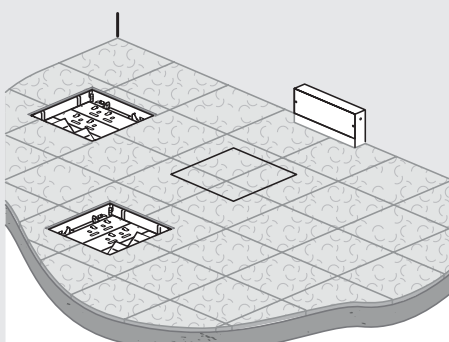
## Installation Principle



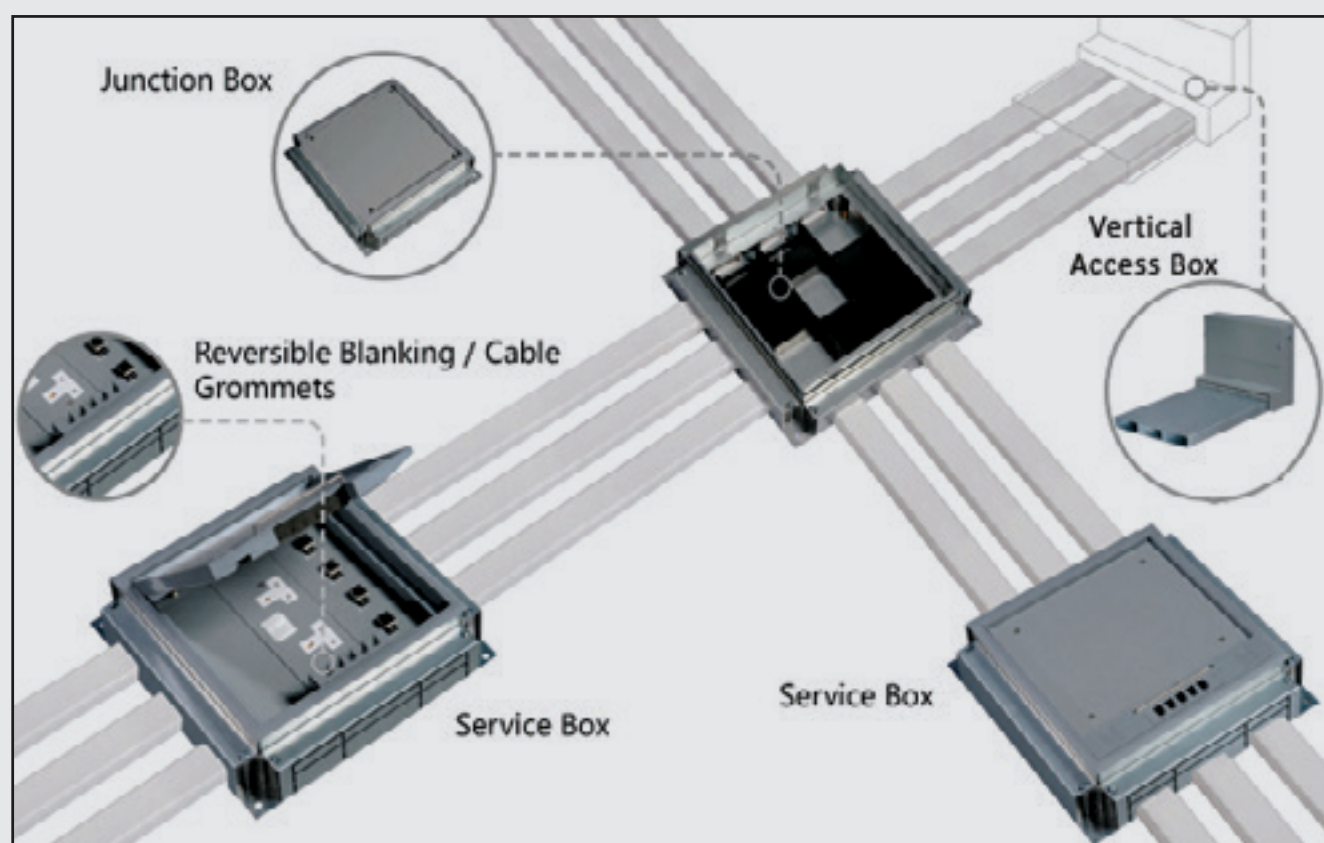
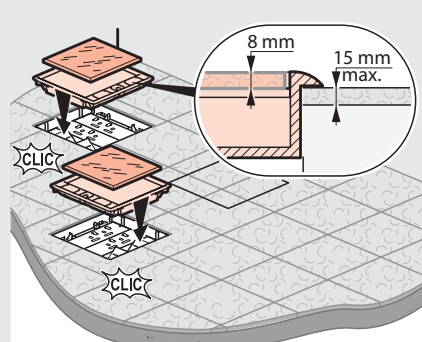
7- Cable ducting and earth junction boxes




8- Connect wiring and fix the wiring accessory plates onto the backbox. Earth the system



9- Fit carpet and clip the lid and trim onto the backbox (push and fit principle)



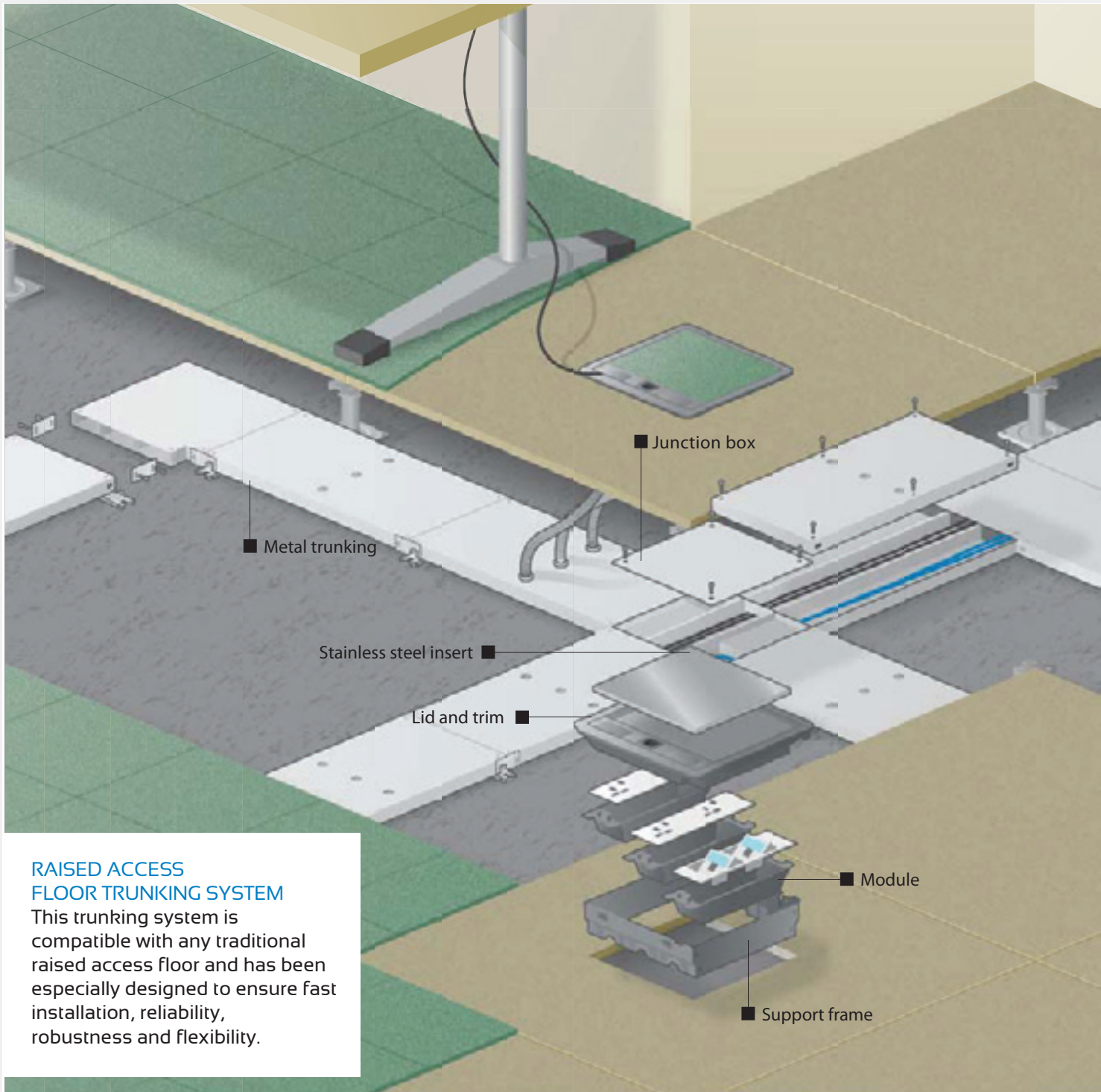


[www.sfsp-ikk.com](http://www.sfsp-ikk.com)



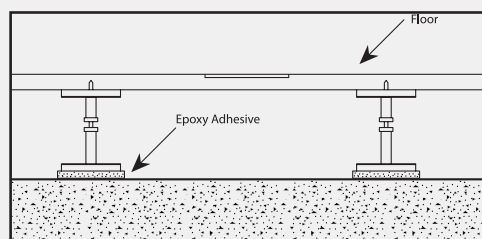
# RAISED ACCESS FLOOR SYSTEM




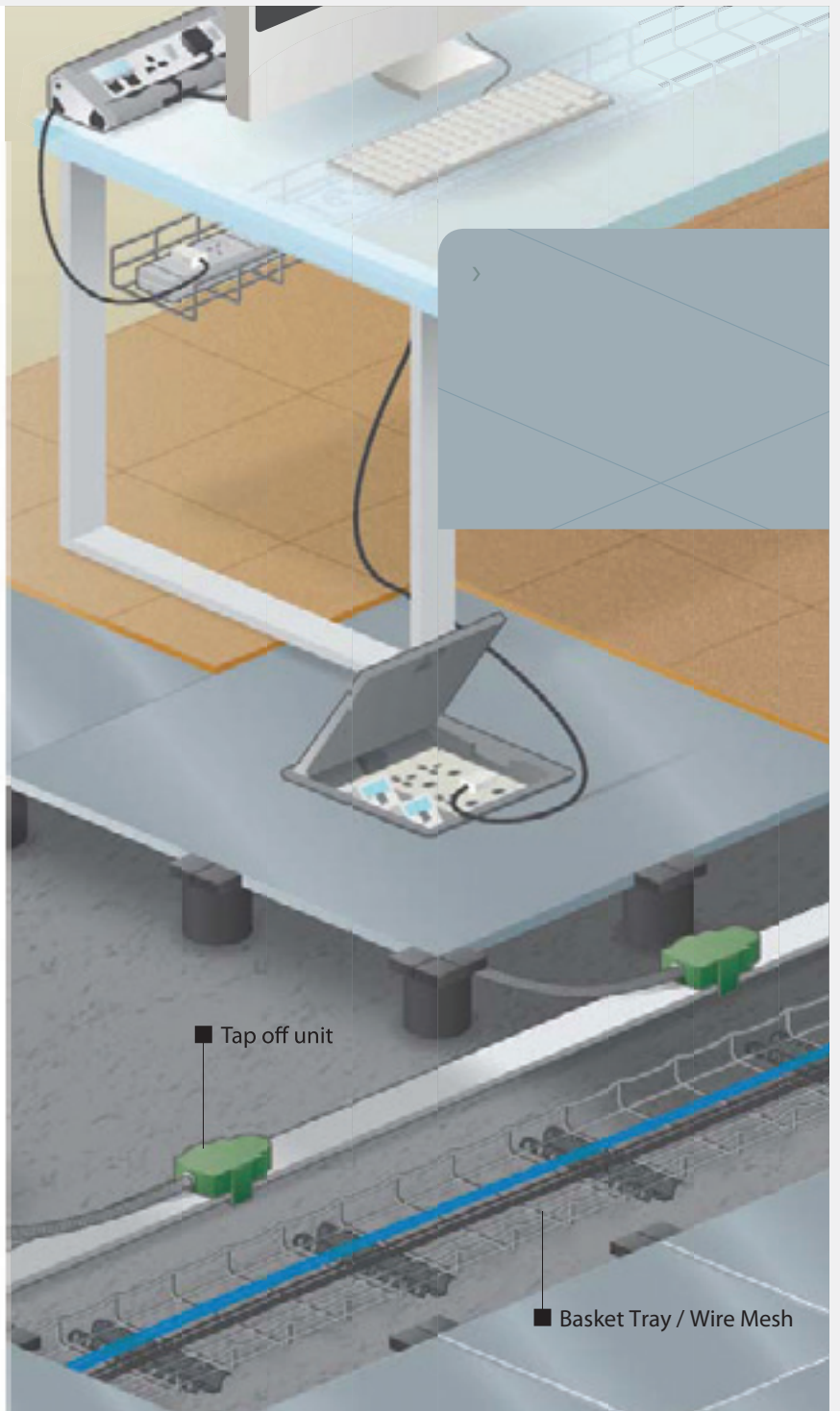
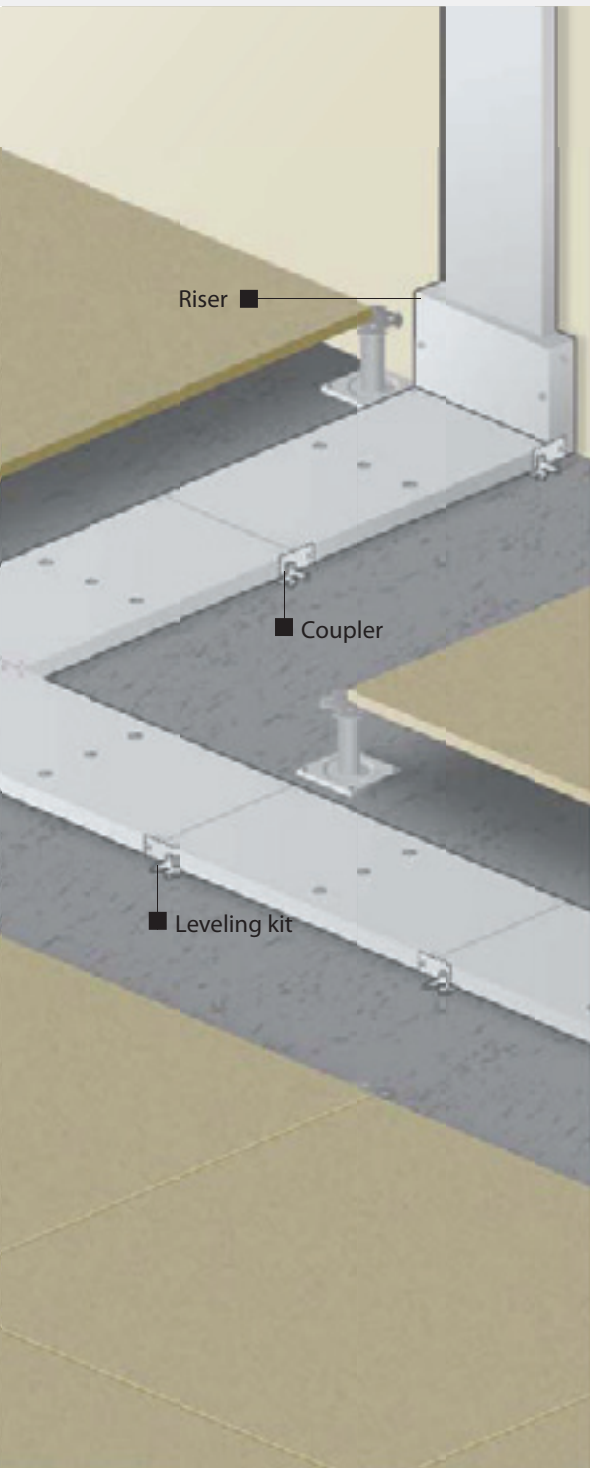


## RAISED ACCESS FLOOR SYSTEM

Different solutions for all your projects integrating raised access floor allow you to make well organised and functional offices and save time and money during installation or future reconfiguration. Our solutions have been designed for reliability, ease of installation and maximum flexibility.







## Floor Boxes


Conforms to IEC 60670-23 and to BS EN 50 085-2.2

Compatible with dush door trunking systems ,screed door systems and raised access door trunking systems.

### For Carpet



3 and 4 compartment floor boxes



Flexible cable exits



Rigid cable exits

#### Lid and trims for carpet.

##### To be fitted on either:

- Modular backbox or full backbox for raised floor
- Support plate for flush floor trunking
- Screed floor backbox

To be equipped with dedicated socket outlets, Arteor wiring accessories or 6C modules

#### Stainless steel insert for lid

to be used instead of fitting carpet onto the lid.

For 3 and 4 compartments



### For Tiles / Marble



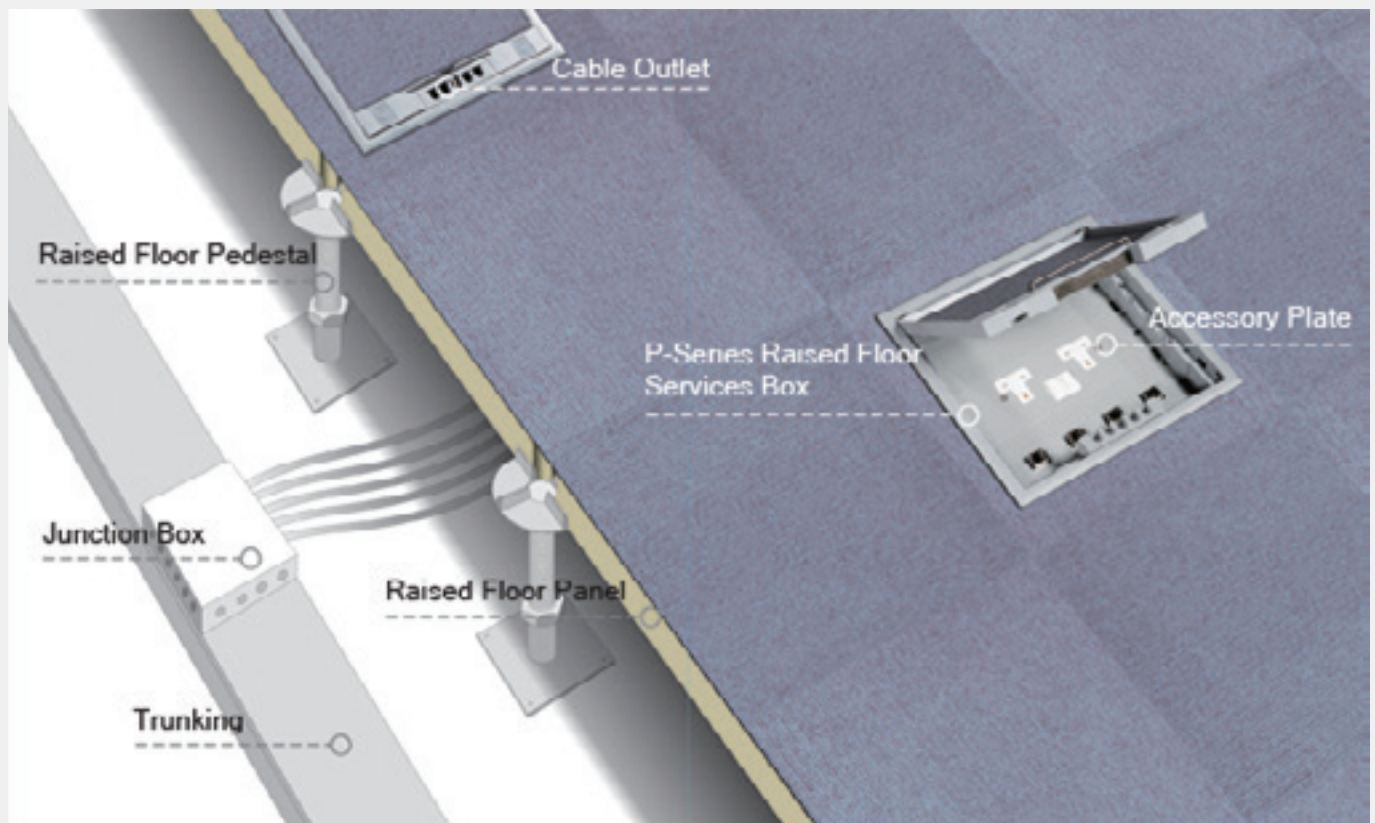
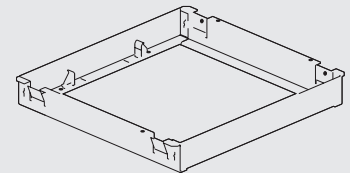
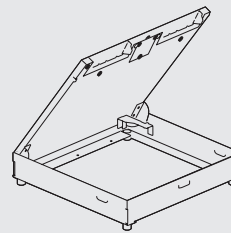
#### Lid and trim for floor boxes :

To be installed in backbox for screed floor system.

To be equipped with dedicated socket outlets

##### - Specific backbox

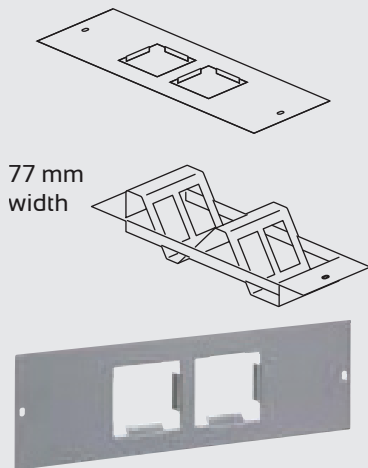
For installation of floor boxes in screed floor systems.



## Empty Wiring Accessories Plates

### Support plates for Arteor mechanism

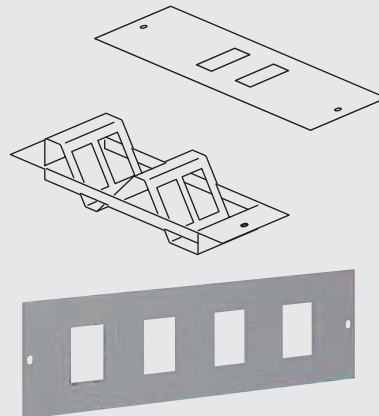
Support plates for integration of



### Support plates for 6C modules

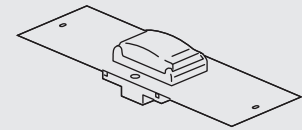
Support plates for integration of 6C modules in floor boxes

- 77 mm width plate
- Flat support plates
  - 2 modules (2 x 1 module)
  - 4 modules (4 x 1 module)
- Waved support plates
  - 2 modules (2 x 1 module)
  - 4 modules (4 x 1 module)



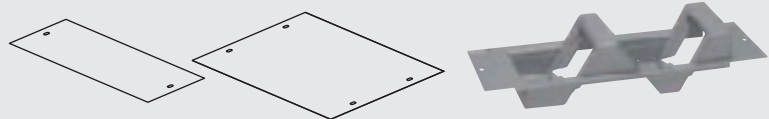
### Support plates for Lexic DIN-rail equipment

Support plates for integration of DIN-rail equipment in floor boxes. 77 mm width plate supplied with transparent plastic cover to avoid accidental handling (1 or 2 modules)




### Blank plates for floor boxes


To cover an unused compartment 77 mm and 154 mm width plate




## Installation Guide




1- Cut a slot with template in the panel .




2- Fix base unit to the panel with countersunk screws



3- Install the accessories plates



4- Lay the carpet on the raised floor .



5- Mount trap and frames .



6- Lay the carpet in the recess of the trap.



# Floor Boxes Installation

## Installation Principle

Lid and trim can be used for all applications: screed, flush and raised access floor systems. They allow a uniform finish within the project .

### Lid and trim

Lid and trim for floor boxes			
Floor box	Rigid cable exits	Flexible cable exits	Stainless steel insert

Lid and trim is available in 2 different sizes (3 compartments or 4 compartments)

### Rigid and flexible cable exits

Rigid and flexible cable exits: maximum cable capacity 4 cables  $\varnothing 7$  mm + 3 cables  $\varnothing 11$  mm. Both systems provide maximum protection for cables. Flexible exit does not require closing when not in use

Rigid cable exits

Soft cable exits

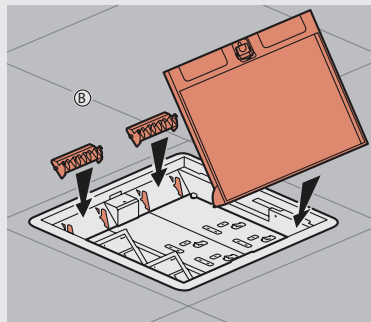
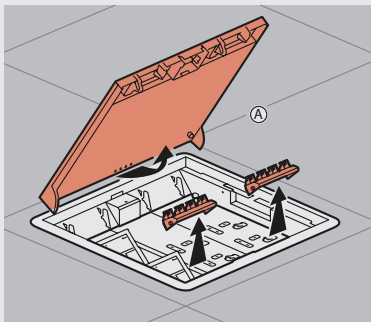
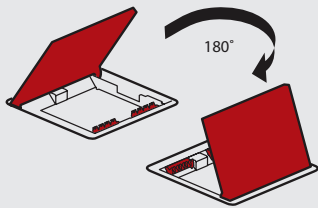
### Site protection cover

Lid and trim comes with a building site protection to avoid damages during installation. This site protection has to be removed to access the floor box and can be repositioned afterwards. Site protection cover has to remain on the floor box until hand-over of the project



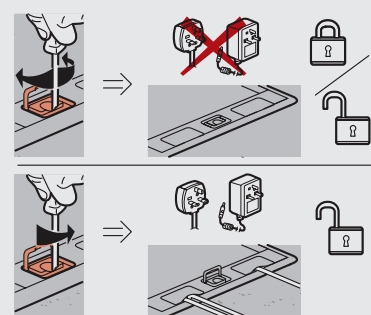
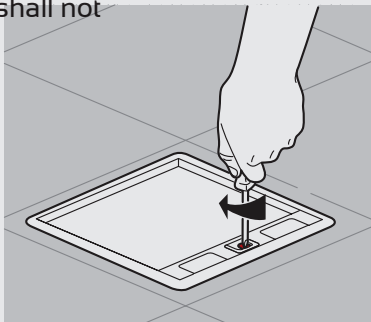
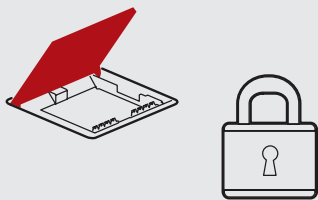
# Reversible Lid

The lid is reversible (180°) to adapt to office furniture reconfiguration

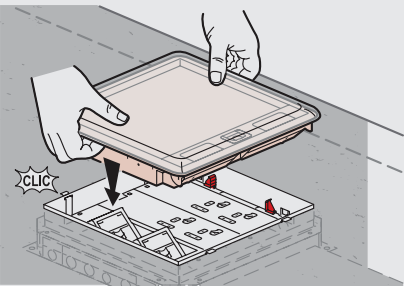


# Locking System

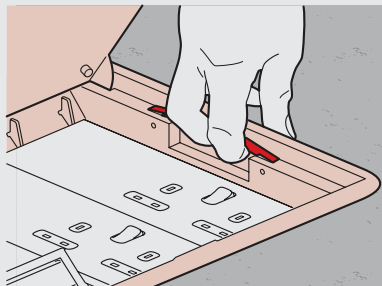
The floor box can be locked by means of a locking system on the lid (hidden under the opening handle). For safety reasons, floor box shall not be locked when in use



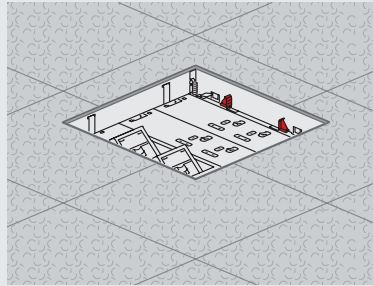
# Installation process



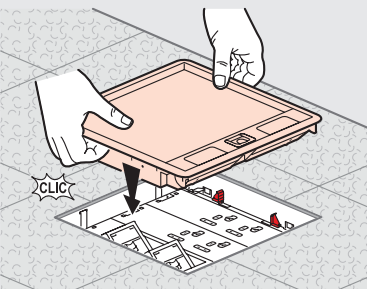
1- Fix the lid and trim directly onto the backbox, push and fit system. Lid and trim can be assembled with backbox even before carpet fitting



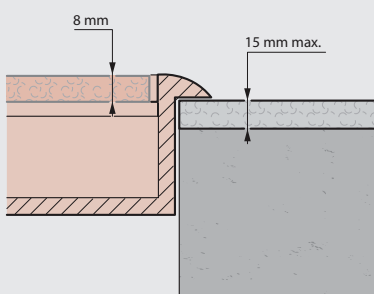
2- To fit carpet, pull the levers on both sides to take out the lid and trim



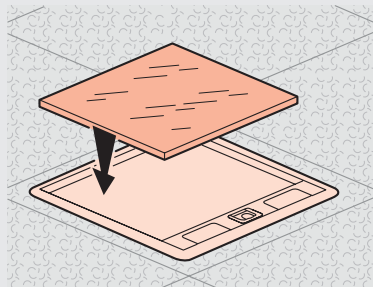
3- Fit the carpet to the backbox edge



4- Push the lid and trim back on to the backbox .The trim will adjust to the carpet thickness




5- Carpet thickness < 15 mm



Stainless steel insert	3 compartments	4 compartments
	6896 92	6896 93

6- Stainless steel insert optional as an alternative to filling the lid with carpet. To fit the stainless steel insert on to the lid, use the double side tape supplied


## Installation




1-Determine floor box location and then fasten with bolts and nuts.




2-Peel off the pre-punched knock-outs at the side blank plate before laying the ductings




3-Fasten the side blank plate.



4-Lay the steel mesh at the blank.




5-Screeding.




6-After screeding has cured, use hammer to knock and loosen the disposable lid before hooking it out.

## Service Box Installation Guide



7.1- Install accessore plates.




8.1 -Mount trap frames and trap cover.



9- Finished floor with carpet

## Junction Box Installation Guide

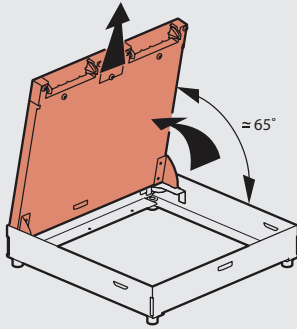


7.2- Mount the trap frame and trap cover.

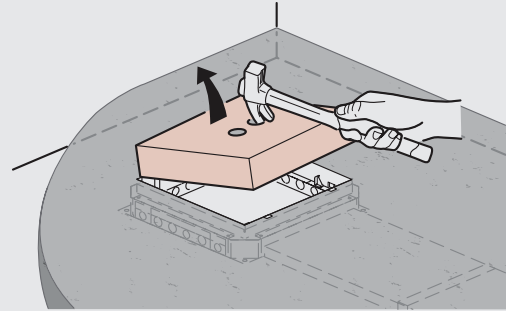


8.2 -Finished floor with carpet

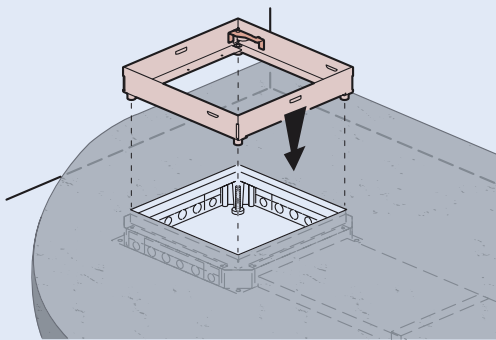
## Floor Boxes for Tiles / Marble for Screed Floor



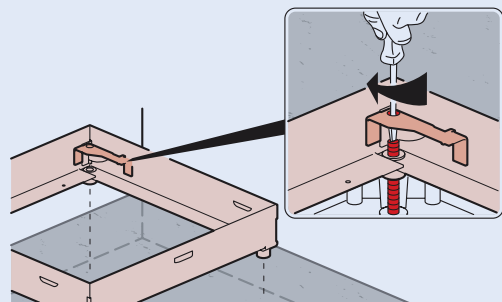
1-To remove the lid from the trim, hold it under an angle of approximately 65° and pull it out



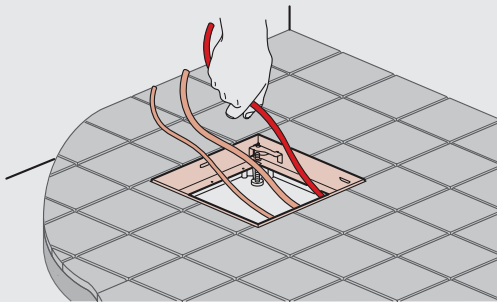
2-Remove site cover protection from backbox



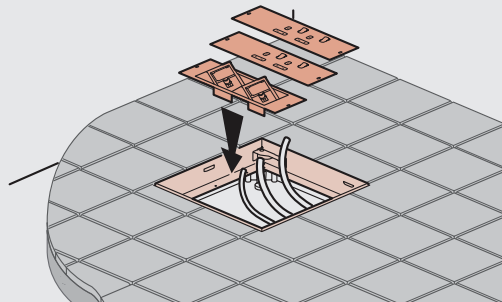
3-Place the trim onto the threaded rods



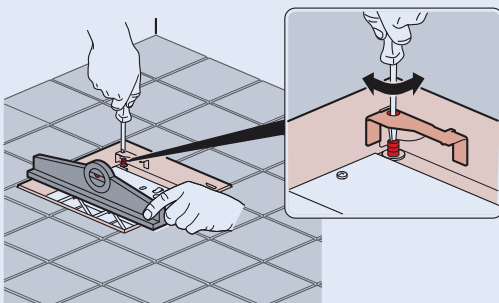
4-Make a rough adjustment to finished floor level by turning threaded rods in each corner with a screw driver



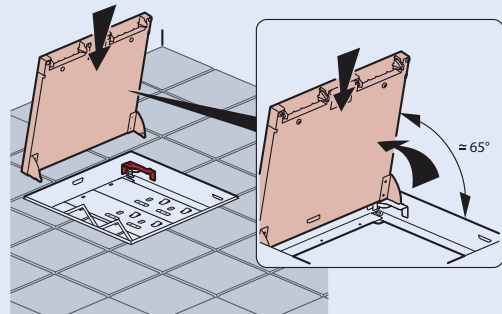
5-Cable the system




6-Tiling should be carried out at this stage



7- Make final adjustment to finished floor level by turning threaded rods in each corner with a screw driver



8- Push the lid back in place by holding it under an angle of approximately 65°



[www.sfsp-ikk.com](http://www.sfsp-ikk.com)





**LOCATIONS**

# LOCATIONS

## KINGDOM OF SAUDI ARABIA

unitech.ksa@ikkgroup.com

### Jeddah

Tel : +966 12 627 8222  
Fax: +966 12 627 8722

### Mak kah/Taif

Tel : +966 12 541 1206  
Fax: +966 12 532 1675

### Riyadh

Tel : +966 11 292 8200  
Fax: +966 11 456 6627

### Qassim / Buraidah

Tel : +966 16 382 3946  
Fax: +966 16 385 2186

### Skakah / Qurayyat

Tel : +966 14 626 3904  
Fax: +966 14 626 3905

### Tabuk

Tel : +966 14 423 5203  
Fax: +966 14 423 5203

### Khamis Mushayt

Tel : +966 17 237 5929  
Fax: +966 17 237 8783

### Gizan

Tel : +966 17 321 6660  
Fax: +966 17 321 0665

### Mad inah

Tel : +966 14 842 1095  
Fax: +966 14 842 1090

### Yanbu

Tel : +966 14 390 1499  
Fax: +966 14 322 7101

### Dammam

Tel : +966 13 859 0097  
Fax: +966 13 857 8177

### Jubail

Tel : +966 13 361 4390  
Fax: +966 13 362 4499

### Hofuf

Tel : +966 13 530 1474  
Fax: +966 13 530 7144

## FACTORIES

### SFSP - KSA

sfsp.jeddah@ikkgroup.com

Specialized Factory for Steel Products  
**3rd Industrial City / Jeddah**

Tel: +966 12 637 4482  
Fax: +966 12 636 1963

### SFSP / UAE

sfsp.uae@ikkgroup.com

SIGMA Factory for Steel Products  
**DIC (Dubai Industrial City)**

Tel : +971 4 818 1919

### SFSP / Egypt

sfsp.cairo@ikkgroup.com

Specialized Factory for Steel Products  
**6th of October City Giza**

Tel : +20 2 3820 6477  
Fax: +20 2 3820 6036

### SFSP / Lebanon

sfsp.lebanon@ikkgroup.com

Specialized Factory for Steel Products  
**Tanayel, Bekaa**

Tel: +961 8 514 290  
Fax: +961 8 514 291

## BAHRAIN

unitech.bahrain@ikkgroup.com

### Manama

Tel : +973 17 874 897  
Fax: +973 17 789 470

## KUWAIT

unitech.kuwait@ikkgroup.com

### Kuwait City

Tel : +965 2 4924 937  
Fax: +965 2 4924 938

## UNITED ARAB EMIRATES

unitech.uae@ikkgroup.com

### Dubai - Al Rashidiyah

Tel : +971 4 2591 773  
Fax: +971 4 2591 774

### Abu Dhabi - Musaffah

Tel: +971 2 552 3393  
Fax: +971 2 552 5499

## OMAN

unitech.oman@ikkgroup.com

### Muscat

Tel : +968 24 591 006  
Fax : +968 24 597 006

## JORDAN

unitech.jordan@ikkgroup.com

### Amman

Tel : +962 6 556 3030  
Fax: +962 6 554 7911

### Aqaba

Tel : +962 6 556 3030  
Fax: +962 6 554 7911

## PAKISTAN

unitech.pakistan@ikkgroup.com

### Lahore - Punjab

Tel: +92 42 32301578

## EGYPT

unitech.egypt@ikkgroup.com

### Cairo 6<sup>th</sup> of October City

Tel : +20 2 3820 6477  
Fax: +20 2 3820 6036

## LEBANON

unitech.lebanon@ikkgroup.com

### Beirut

Tel : +961 1 858 277  
Fax: +961 1 858 276

## ENGINEERING, DESIGN, MARKETING & MULTIMEDIA

### Unitech Deutschland GmbH

#### Germany

unitech.germany@ikkgroup.com

### Stuttgart

Tel : +49 711 6868 7222  
Fax: +49 711 6868 7223

### Multi-D s.a.r.l

#### Lebanon

multi-d@ikkgroup.com

### Multi-d Beirut

Tel : +961 1 841 155  
Fax: +961 1 841 156



SFSP makes every effort to maintain the accuracy and quality of the information provided in this Catalogue.

However, SFSP cannot guarantee and assumes legal liability or responsibility for the accuracy or completeness of the information provided.

Whilst every care has been exercised in the preparation of this catalogue to ensure that any advice, recommendations or information is accurate, no liability or responsibility of any kind is accepted.

Project working details should be entrusted to appropriately qualified and experienced persons, case by case.

With a policy of continuous product development SFSP may modify product design and specification without due notice.

In case of any questions or remarks, feel free to contact the R&D Department.

**DISTRIBUTED BY:**



[www.sfsp-ikk.com](http://www.sfsp-ikk.com)